

CAMPAGNOLO

S.p.A. BREVETTI INTERNAZIONALI

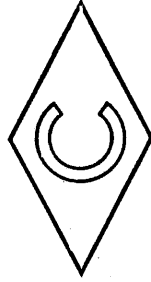
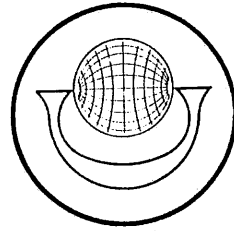
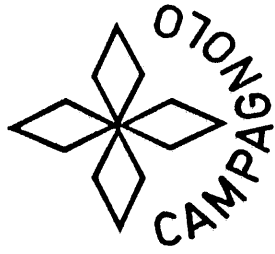
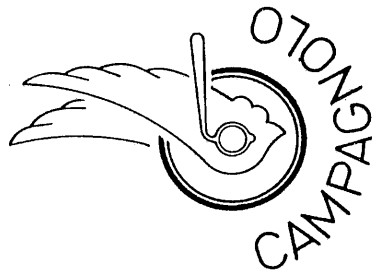
**36100 VICENZA - ITALY
CORSO PADOVA, 168**

TELEFONI : 28985 (4 linee con ricerca automatica)

TELEGRAMMI: CAMPAGNOLO - VICENZA

TELEX : 48074 CAMPA

All **CAMPAGNOLO** products
are distinguished by trade marks



PERFECT EFFICIENCY - LONG LIFE - ABSOLUTE GUARANTEE

IMPORTANT !

Orders will not be accepted if the requested articles are not supplied complete with their pertaining CATALOGUE NUMBERS

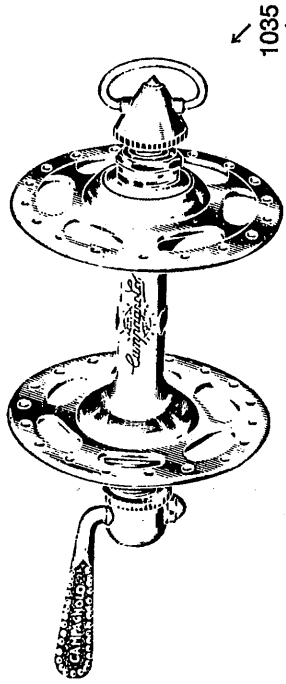
The present catalogue cancels all previous ones.

Messrs. Brevetti Internazionali Campagnolo S.p.A. reserve the right to alter or improve specifications without prior notice.

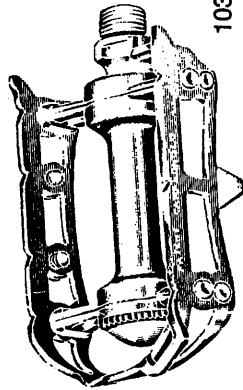

I N D E X

RECORD ROAD COMPLETE ENSEMBLE	4-5
RECORD TRACK COMPLETE ENSEMBLE	6-7
NUOVO RECORD GEAR AND RECORD FRONT CHANGER	8-9
VALENTINO EXTRA GEAR AND VALENTINO FRONT CHANGER	10-11
SPORT EXTRA GEAR	12
VALENTINO CONTROL LEVER SYSTEMS	13
RECORD CONTROL LEVER SYSTEMS	14-15
RECORD HUBS	16-17
NUOVO TIPO HUBS	18-19
RECORD BOTTOM BRACKET AND CHAINWHEEL SET	20-21
SPECIAL COTTERLESS CHAINSETS	22-23
BOTTOM BRACKET SET	24-25
RECORD HEAD SET	26
RECORDS PEDALS	27
RECORD BRAKES	28-29
SEAT PINS	30
GUIDES - CABLES - CLIPS	31
QUICK RELEASE SEAT CLIPS	32
FRONT AND REAR FORK ENDS	33
PUMP ADAPTORS - ACCESSORIES - GREASE	34
PUMP HOLDERS AND SPECIAL CONNECTORS	35
SPECIAL TOOLS	36-37
TOOLS CASE AND BICYCLE STAND	38-39
TANDEM CHAIN LINES AND GEAR TABLES	40-41-42

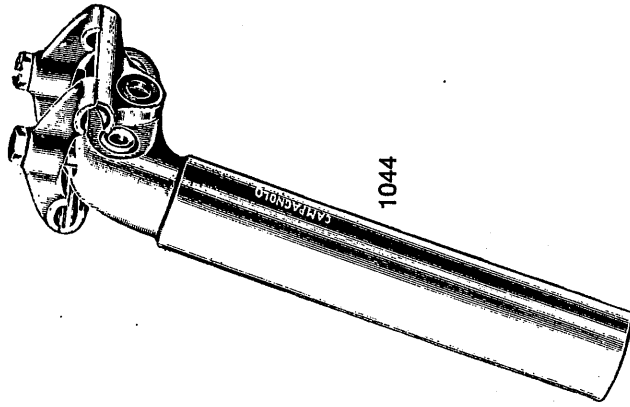
1032 - CAMPAGNOLO RECORD



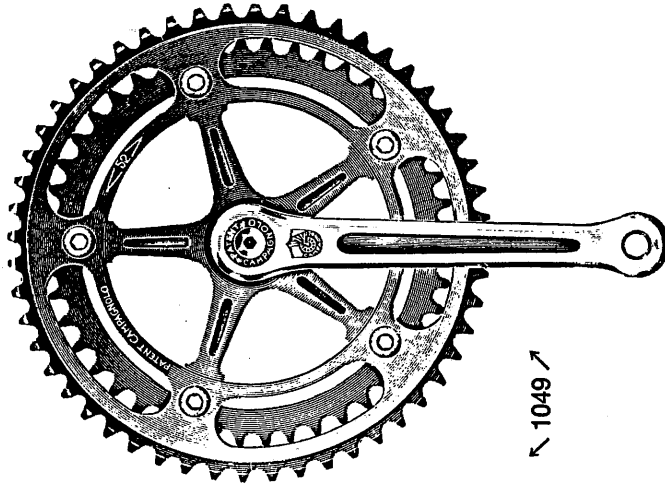

1035




1037



1044



1049



1046/a

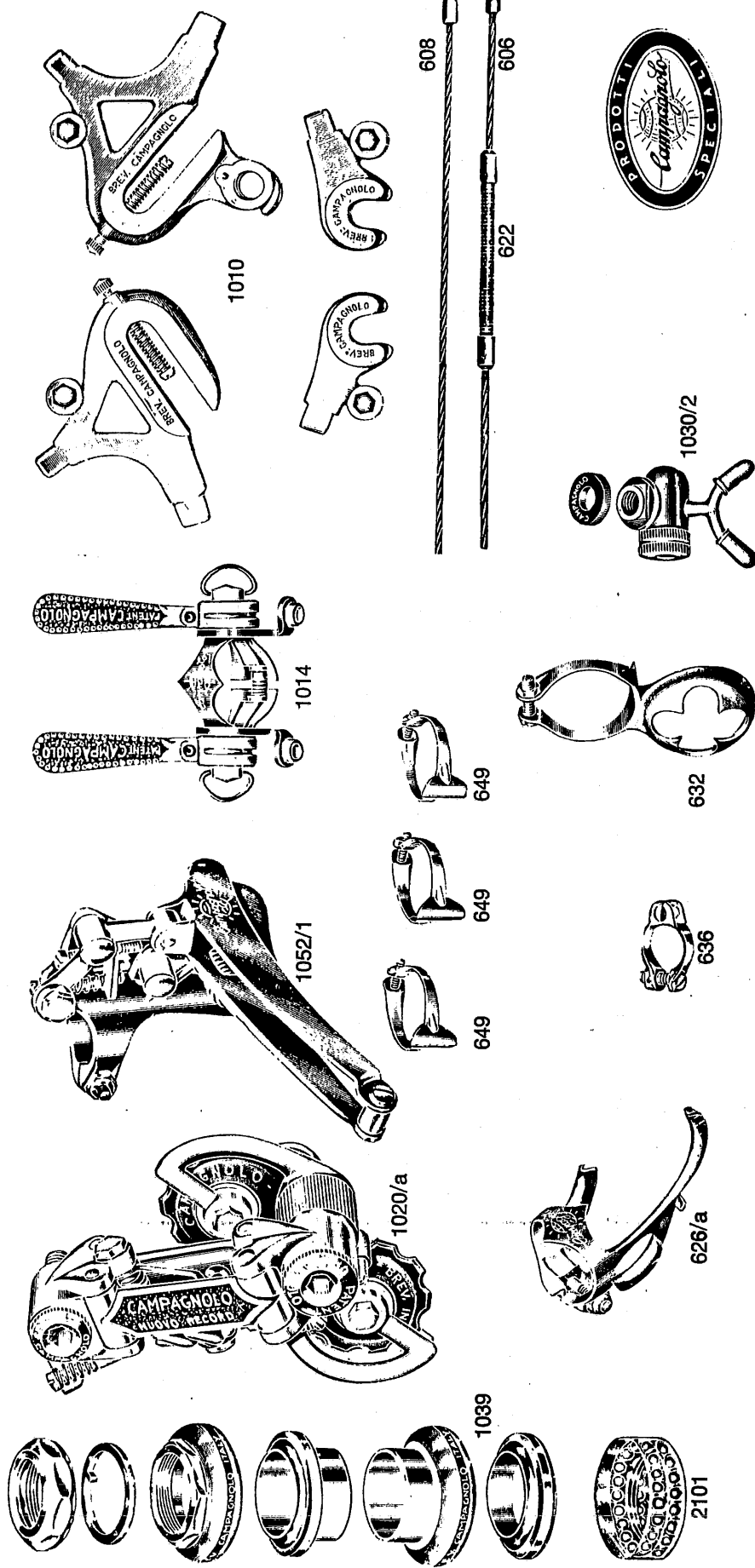


2100

- 606 Down tube gear cable (118 cm)
- 608 Down tube front changer cable (70 cm)
- 622 Rear stainless steel outer cable (21 cm)
- 626 a Twin gear cables clip
- 632 Seat tube pump clip
- 636 Top tube pump clip

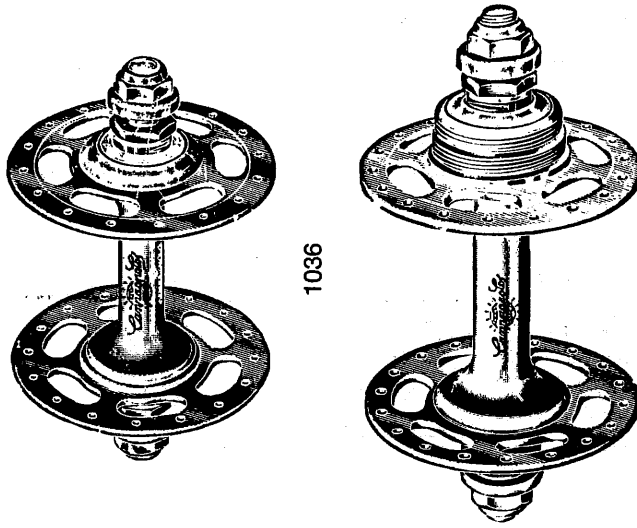
- 649 Brake cable clips
- 1010 Record fork ends set
- 1014 Twin down tube control levers
- 1020 a Nuovo Record gear (without hanger)
- 1030 2 Special pump adaptor (thread $\varnothing 9 \times 1,25$ - Any of the pump adaptors shown on page 34 can be supplied instead)

ROAD ENSEMBLE

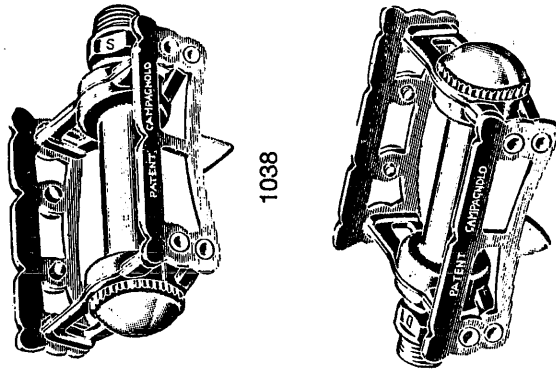


- 1035 Pair of Record large flange quick release hubs (front width 100 mm. - rear width 120 mm.)
- 1037 Pair of Record road pedals (spindle thread \varnothing 9/16" X 20F.)
- 1039 Record road head set (thread 25.4 X 24F.)
- 1044 Seat pin for saddles with normal springs (please specify diameter and length, as shown on page 30. If requested seat pin 1045 for wide spring saddles can be supplied)
- 1052/1 Record front changer
- 1046/a Nuovo Record bottom bracket set (for 70 mm. bottom bracket and with 118 mm. spindle - see page 25)
- 1049 Road chainwheel set (please specify number of chainring teeth and cranks length - see page 20)
- 1052/1 Record front changer
- 2100 Special ballraces for bottom bracket set
- 2101 Special ballraces for head set
- 1020/a Record road pedals
- 626/a Record road head set
- 649 Record road head set
- 632 Record road head set
- 636 Record road head set
- 1010 Nuovo Record bottom bracket set
- 1014 Road chainwheel set
- 608 Road chainwheel set
- 622 Road chainwheel set
- 606 Road chainwheel set
- 1030/2 Record front changer


1033 - CAMPAGNOLO RECORD



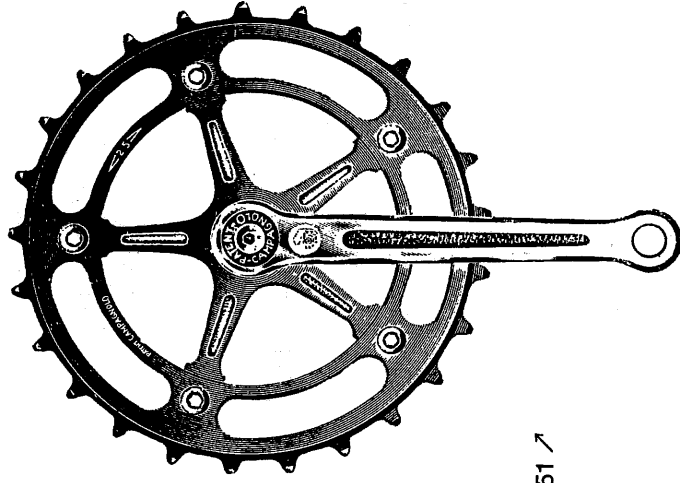
1036



1038

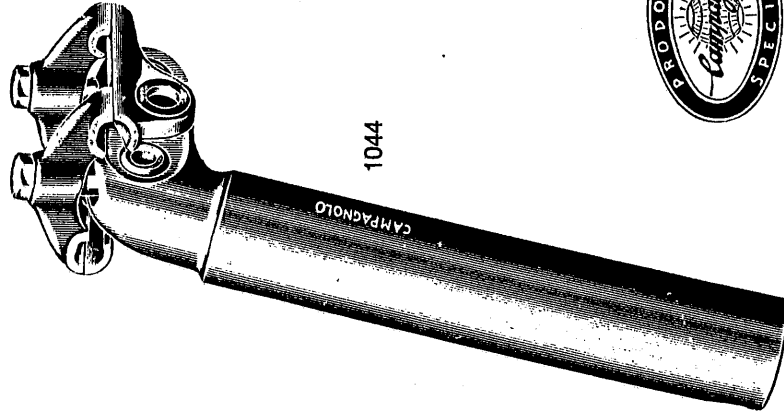
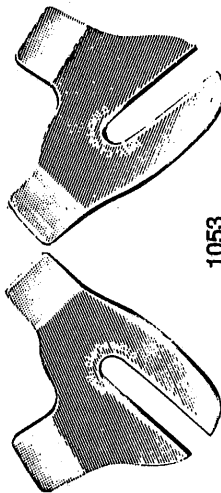
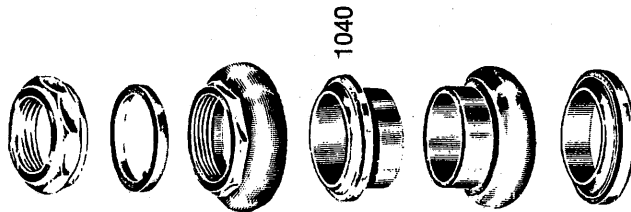
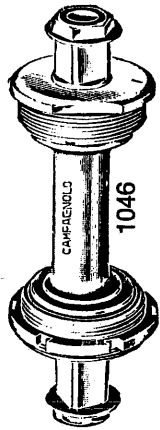


1051 ↗




- 1036 Pair of Record track hubs (front width 100 mm. - Rear width 110 mm.)
- 1038 Pair of Record track pedals (spindle thread \varnothing 9/16" X 20 F.)
- 1040 Record track head set (thread \varnothing 25.4 X 24 F.)

TRACK ENSEMBLE



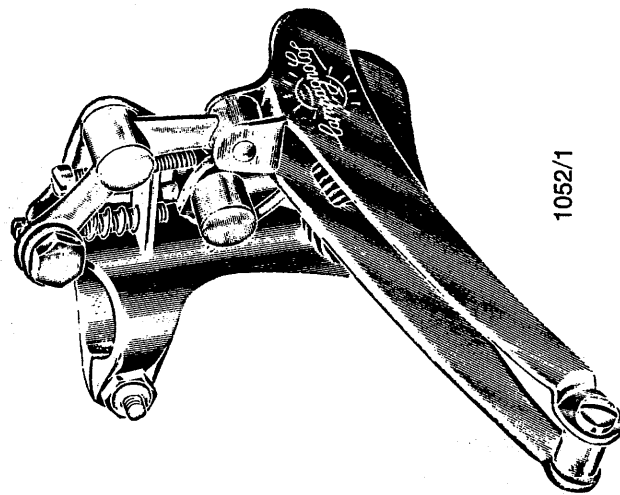
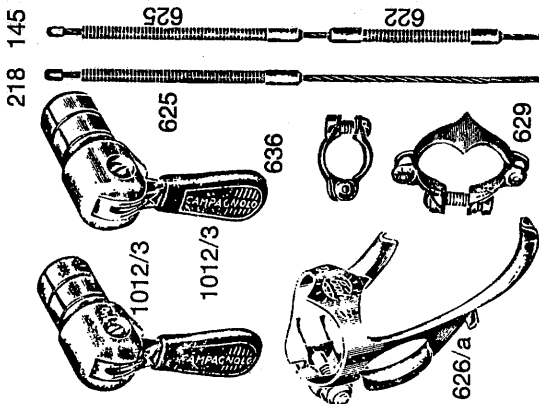
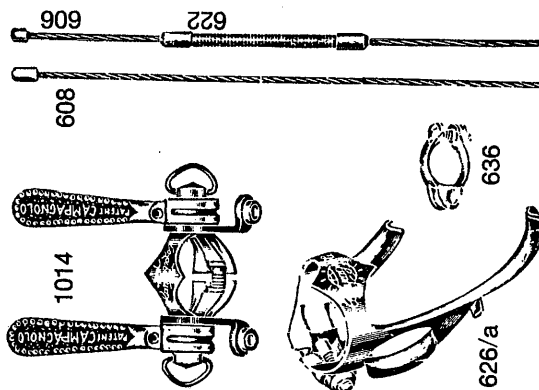
- 1044 **Seat pin for saddles with normal springs** (please specify diameter and length as shown on page 30 - if requested seat pin 1045 for wide spring saddles can be supplied)
- 1046 **Record bottom bracket set** (for 65 mm. bracket and with 104 mm. spindle - see page 24)
- 1053 **Track fork ends set**
- 1051 **Track chainwheel set** (chainring for chain 1" X 3/16" - Available also for chains 1" X 1/8" or 1/2" X 1/8") - Please specify number of chainring teeth and cranks length - see page 21)
- 2100 **Special ballraces for bottom bracket set**
- 2102 **Special ballraces for head set**

CAMPAGNOLO NUOVO RECORD GEAR RECORD FRONT CHANGER



- 145 Handlebar control gear cable
- 218 Handlebar control front changer cable
- 606 Down tube control gear cable (118 cm.)
- 608 Down tube control front changer cable (70 cm.)

TWIN DOWN TUBE CONTROL LEVERS WITH BARE CABLES
TWIN HANDLEBAR CONTROL LEVERS WITH BARE CABLES

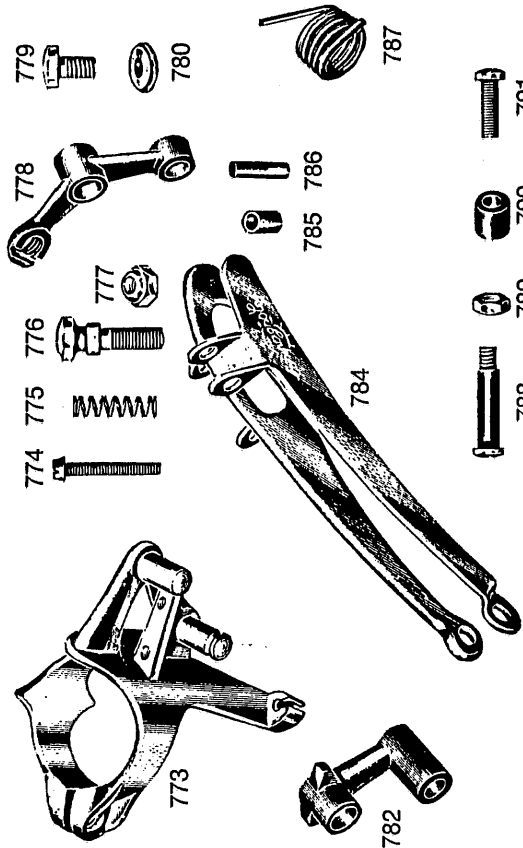


- 622 Rear handlebar control outer cable (21 cm.)
- 625 Front handlebar control outer cable (75 cm.)
- 626/a Twin control cable guide
- 629 Twin handlebar control clip
- 636 Chainstay clip

- 1012/3 Handlebar control
- 1014 Twin control lever
- 1020/1a Nuovo Record gear with hanger
- 1052/1 Record front changer

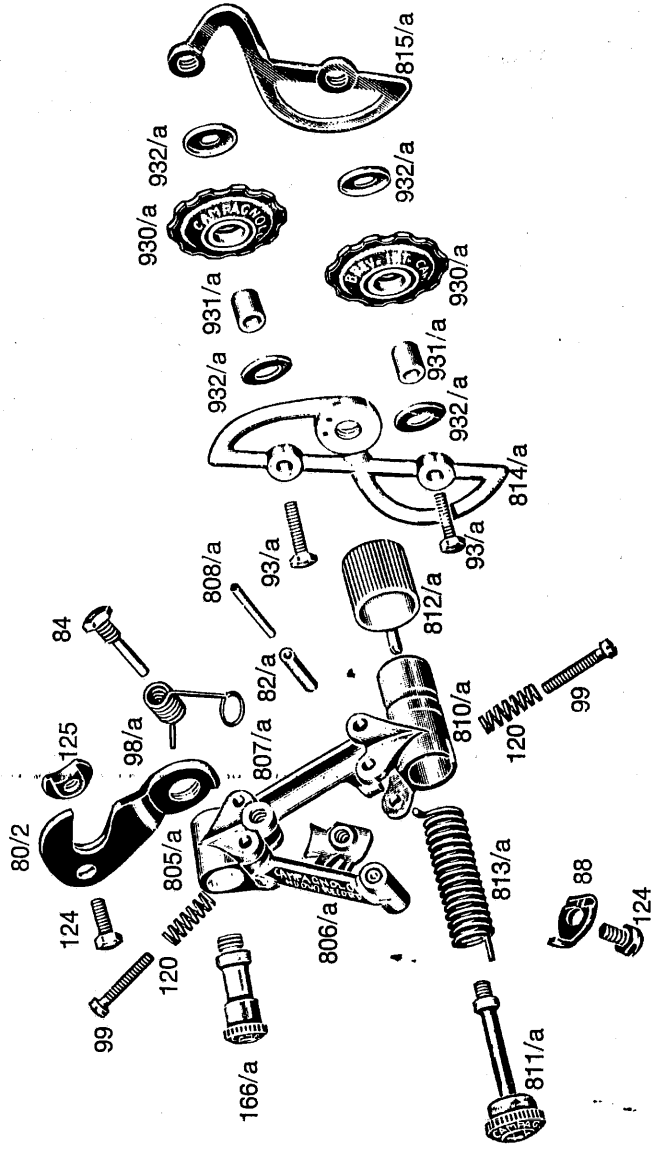
RECORD FRONT CHANGER SPARE PARTS

- 773 Record front changer body
- 774 Adjusting bolt
- 775 Adjusting bolt spring
- 776 Clip fixing screw
- 777 Clip nut
- 778 Upper arm
- 779 Cable clamp bolt
- 780 Washer for bolt 779
- 782 Lower arm
- 784 Front changer cage
- 785 Ferrule for front changer cage
- 786 Spindle for front changer cage
- 787 Front changer return spring
- 788 Cage shank bolt
- 789 Cage nut
- 790 Roller
- 791 Cable bolt

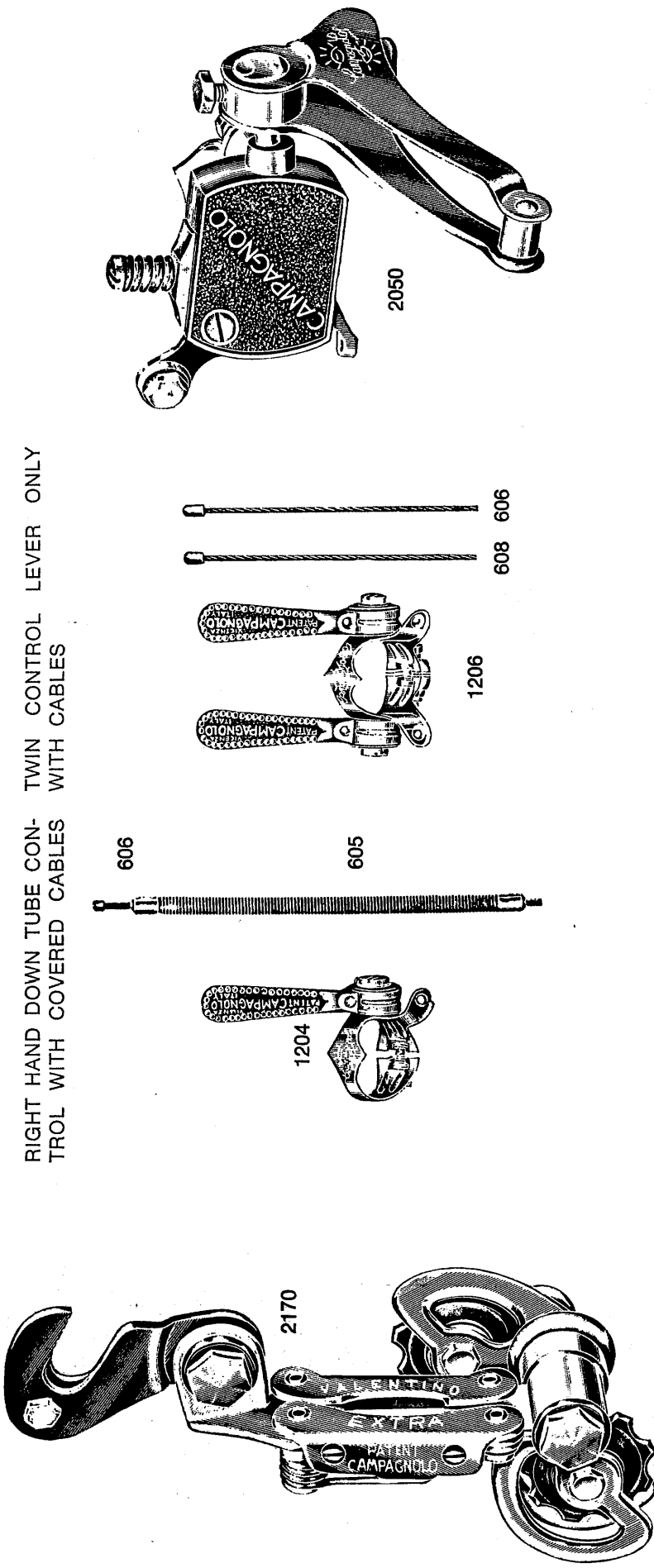


NUOVO RECORD GEAR SPARE PARTS

- 80/2 Gear fixing plate
- 82/a Body ferrule
- 84 Spring screw
- 88 Clamp washer
- 93 Sprocket bolt
- 98/a Gear return spring
- 99 Gear adjusting screw
- 120 Safety spring
- 124 Fixing screw
- 125 Clamp nut
- 166/a Upper pivot bolt
- 805/a Rear body
- 806/a Front arm
- 807/a Inner arm
- 808/a Spindle
- 810/a Spring cage
- 811/a Gear spring bolt
- 812/a Spring cage cover
- 813/a Tension spring
- 814/a Outer cage plate
- 815/a Inner cage plate
- 930/a Roller
- 931/a Roller bush
- 932/a Roller dust cover



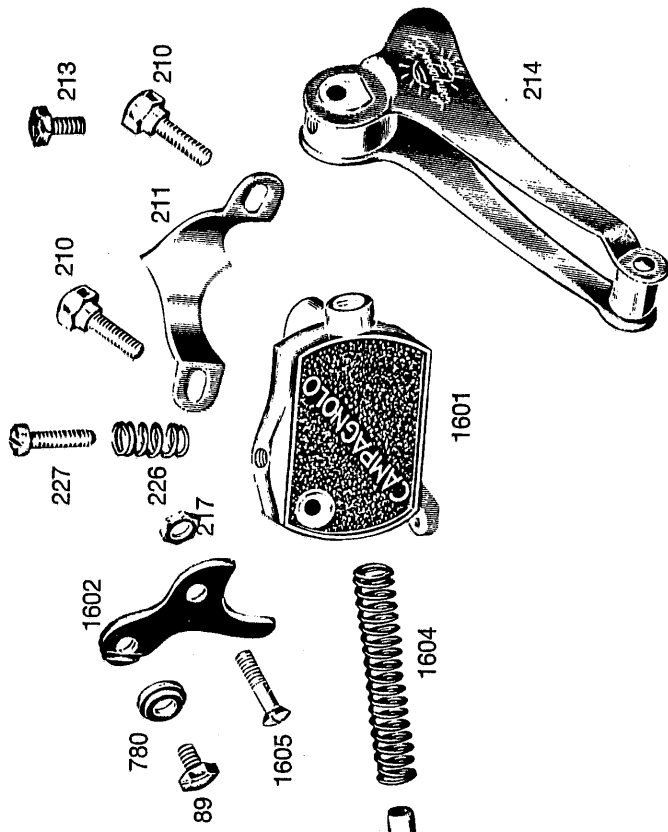
CAMPAGNOLO VALENTINO EXTRA GEAR VALENTINO FRONT CHANGER



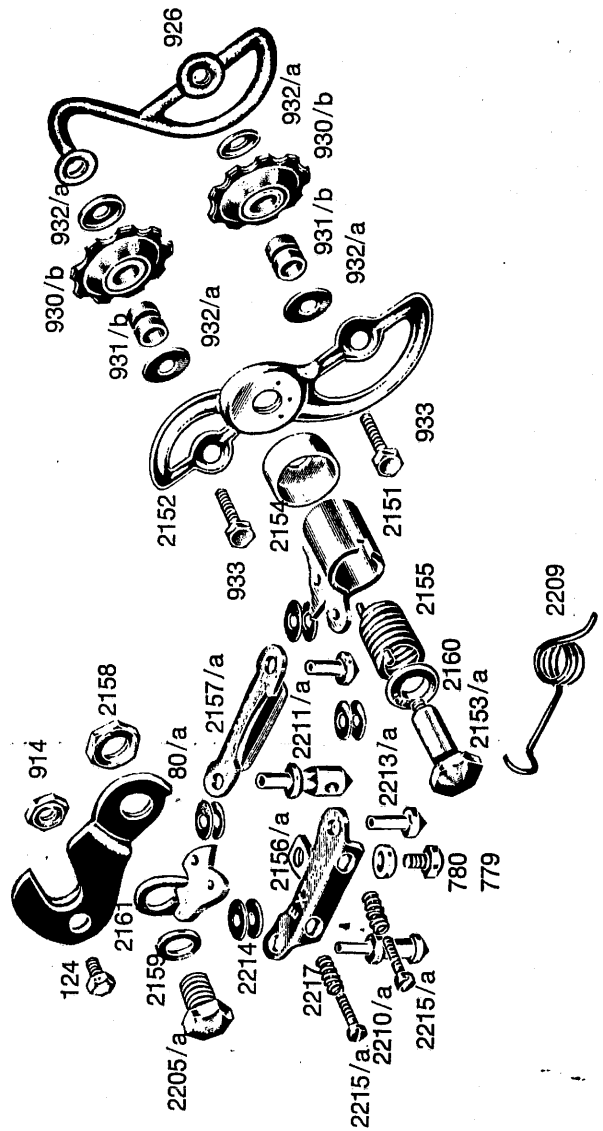
RIGHT HAND DOWN TUBE CONTROL LEVER ONLY
CONTROL WITH COVERED CABLES WITH CABLES

- 605 Gear outer casing (105 cm.)
- 606 Gear cable to frame control (118 cm.)
- 608 Front changer cable to frame control (70 cm.)
- 1204 Valentino right hand down tube control lever
- 1206 Valentino twin control lever
- 2050 Valentino front changer
- 2170 Valentino Extra gear complete with hanger

VALENTINO FRONT CHANGER SPARE PARTS



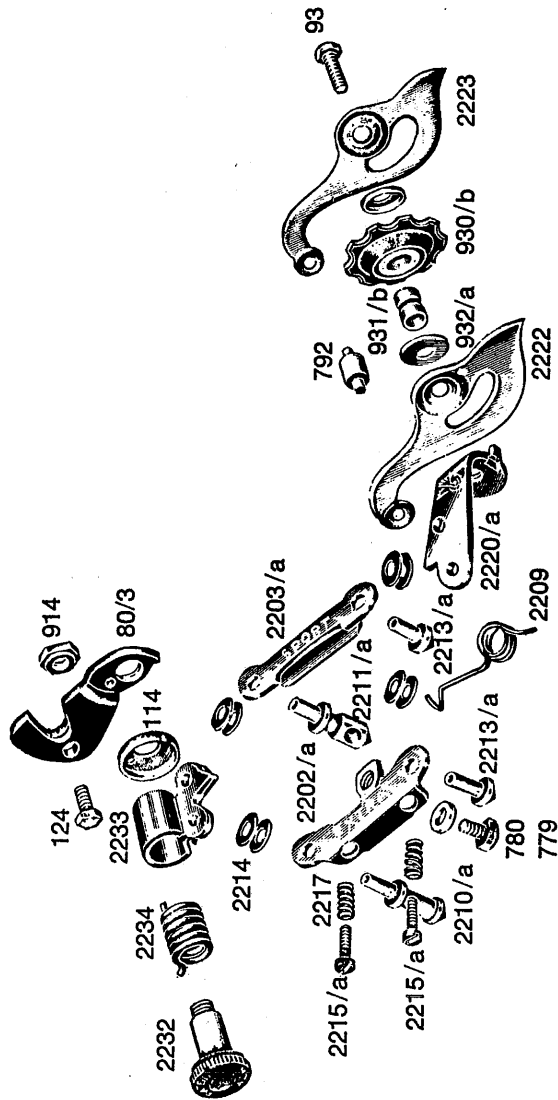
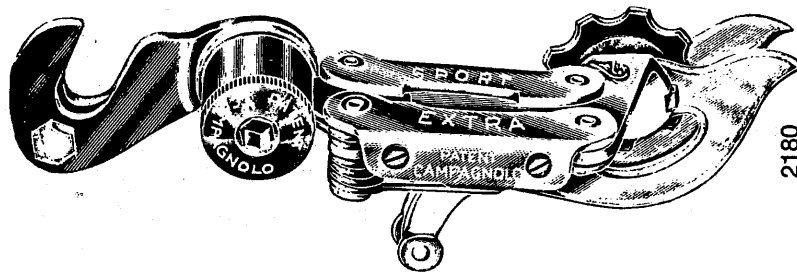
- 89 Bolt for lip plate
- 1602 Body clip
- 210 Body fixing clip
- 211 Fork fixing bolt
- 213 Fork-cage
- 214 Nut for spacing screw bolt
- 226 Adjusting bolt spring
- 227 Adjusting lever screw
- 780 Cable clamp screw washer
- 1601 Front changer body
- 1602 Control fork
- 1603 Spindle
- 1604 Return spring
- 1605 Bolt



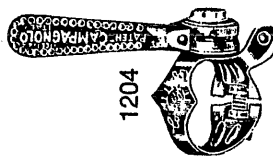
VALENTINO EXTRA GEAR SPARE PARTS

- 80/a Gear fixing plate
- 124 Fixing screw
- 779 Cable clamp screw
- 780 Cable clamp screw washer
- 914 Nut for fixing plate bolt
- 926 Inner cage plate
- 930/a Rollers
- 930/b Roller bushes
- 931/a Roller dust cover
- 931/b Roller bolt
- 932/a Spring cage
- 932/b Outer cage plate
- 933 Spring cage bolt
- 933 Cover
- 2152 Gear fixing plate
- 2153/a Fixing screw
- 2154 Cable clamp screw
- 2155 Cable clamp screw washer
- 2156/a Nut for fixing plate bolt
- 2157/a Inner cage plate
- 2158 Rollers
- 2159 Roller bushes
- 2160 Roller dust cover
- 2161 Roller bolt
- 2161 Spring cage
- 2161 Outer cage plate
- 2161 Spring cage bolt
- 2161 Cover
- 2161 Gear tension spring
- 2205/a Outer arm
- 2209 Inner arm
- 2210/a Gear counter fixing nut
- 2211/a Gear hanger bolt
- 2213/a Spring cage cover
- 2215/a Rear body
- 2215/a Fixing pivot bolt
- 2215/a Gear return spring
- 2215/a Return spring spindle
- 2215/a Spindle
- 2215/a Arm rivets
- 2215/a Spring washer
- 2215/a Adjusting bolt
- 2217 Adjusting screw spring

CAMPAGNOLO SPORT EXTRA GEAR



VALENTINO RIGHT HAND CONTROL



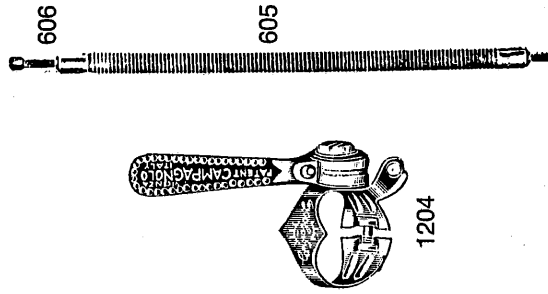
SPORT EXTRA GEAR SPARE PARTS

80/3	Gear fixing plate	2209	Gear return spring
93	Roller axle bolt	2210/a	Return spring spindle
114	Spring retaining cap	2211/a	Spindle
124	Fixing screw	2213/a	Arm rivets
779	Cable clamp screw	2214	Spring washer
780	Cable clamp screw washer	2215/a	Adjusting bolt
792	Cage plates connector	2217	Adjusting screw spring
914	Fixing plate nut	2220/a	Roller cage
930/b	Roller	2222	Outer cage plate
931/b	Roller bush	2223	Inner cage plate
932/a	Roller dust cap	2232	Spring cage bolt
2202/a	Outer arm	2233	Spring cage
2203/a	Inner arm	2234	Gear tension spring

- 605 Gear outer casing (105 cm.)
- 606 Gear cable to frame control (118 cm.)
- 1204 Valentino right hand down tube control lever
- 2180 Sport Extra gear complete with hanger

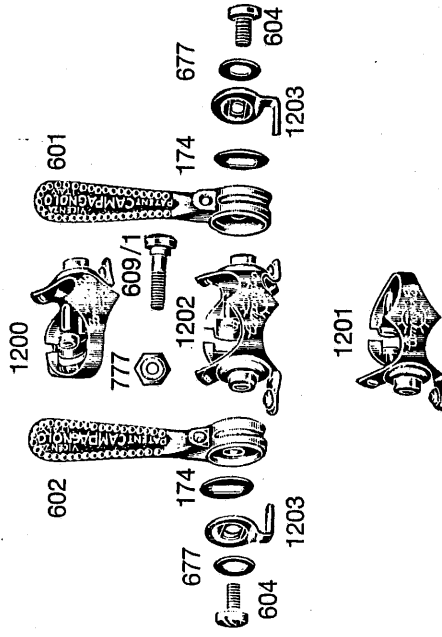
CAMPAGNOLO VALENTINO CONTROLS

RIGHT HAND DOWN TUBE CONTROL WITH COVERED CABLES



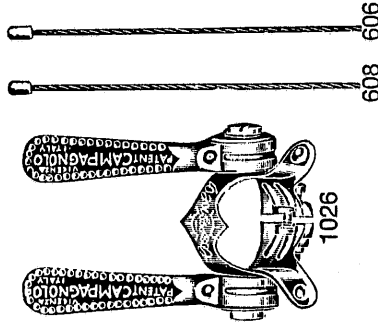
- 174 Friction plate
- 601 Right hand control lever only
- 602 Left hand control lever only
- 604 Friction adjusting screw
- 605 Gear outer casing (105 cm.)

VALENTINO CONTROL SPARE PARTS



- 606 Gear cable to frame control (118 cm.)
- 608 Front changer cable to frame control (70 cm.)
- 609 Clip bolt and nut
- 677 Washer
- 777 Clip fixing bolt nut
- 1200 Right hand pressed collar

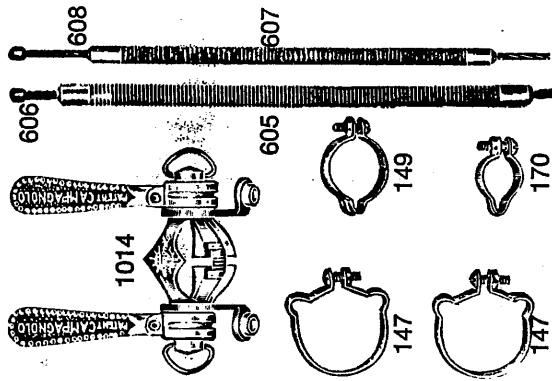
TWIN CONTROL LEVER ONLY WITH CABLES



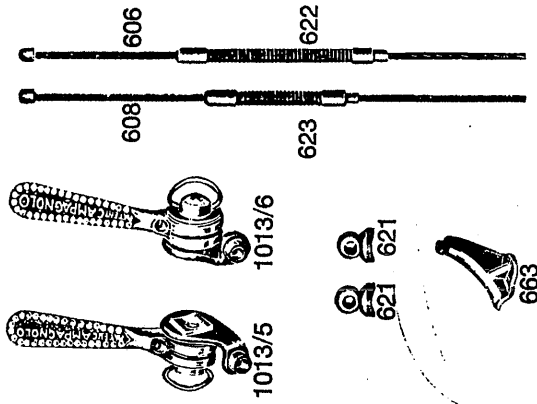
- 1201 Down tube front changer control clip
- 1202 Down tube twin control clip
- 1203 Cover
- 1204 Valentino right hand down tube control lever
- 1206 Valentino twin control lever

CAMPAGNOLO RECORD CONTROL SYSTEMS

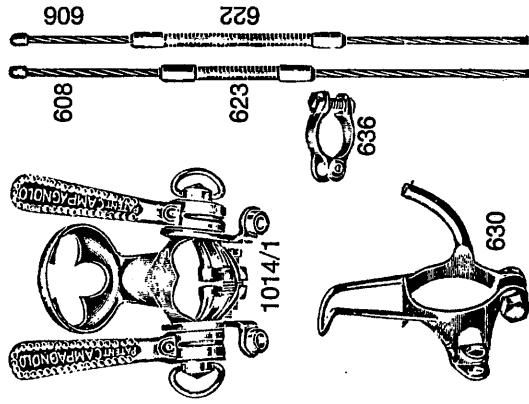
TWIN CONTROL LEVER WITH COVERED CABLES



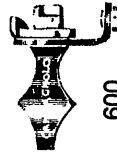
BRAZE-ON CONTROL SYSTEMS AND BARE CABLES



TWIN CONTROL SYSTEM WITH PUMP HOLDER AND BARE CABLES



602



600



601



603



604



604/1



609



612



174

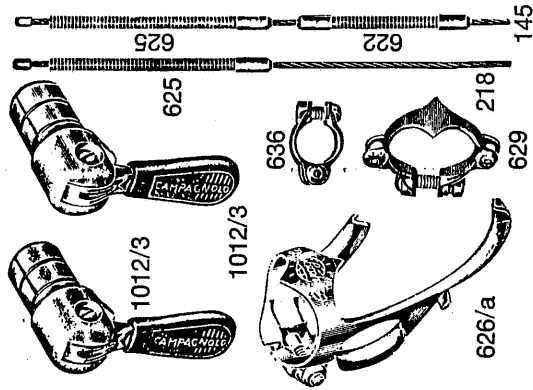
- 137 Segment expanding screw
- 138 Segment
- 139.1 Counter-nut
- 139.2 Hexagonal screw
- 140.1 Tension adjusting screw
- 142 Spring segment holder
- 145 Rear derailleur cable to handlebar control (197 cm.)
- 147 Outer casing clip

- 149 Outer cable clip
- 170 Outer cable clip
- 173 Rubber covers for shifters
- 174 Friction plate
- 174.1 Friction plate
- 200.2 Handlebar control body
- 201 Handlebar lever
- 218 Handlebar control front changer cable (150 cm.)

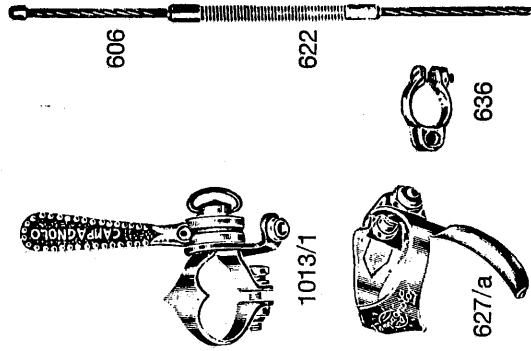
- 600 Right hand lever collar
- 600.2 Control lever plate
- 601 Right hand control lever only
- 602 Left hand control lever only
- 603 Cover plate
- 604 Friction adjusting screw
- 604.1 Friction adjusting wing nut (as alternative to 604)
- 605 Gear outer casing (105 cm.)

CAMPAGNOLO RECORD CONTROL SYSTEMS

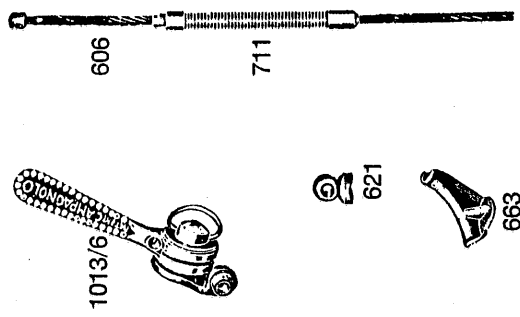
HANDLEBAR CONTROL
WITH BARE CABLES



DOWN TUBE CONTROL
WITH BARE CABLE



BRAZE-ON CONTROL
WITH BARE CABLE



600/2

660

661

174/1

200/2

201

137

138

139/1

139/2

140/1

142

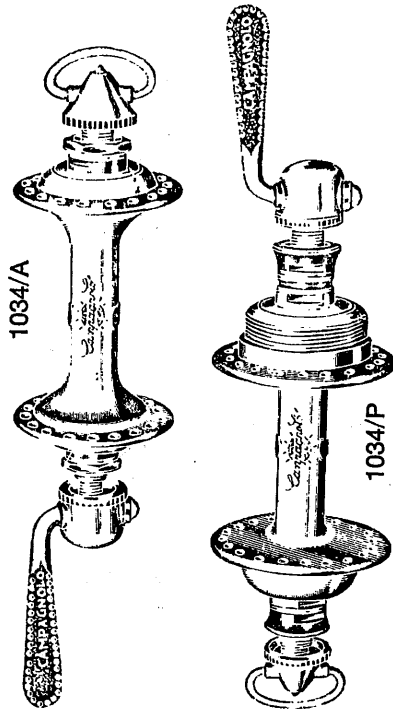
173

606 Gear cable to frame control (118 cm.)
607 Down tube front outer casing (59 cm.)
608 Front changer cable to frame control (70 cm.)
609 Clip bolt and nut
612 Cable stop
621 Braze-on cable stop
622 Rear derailleur steel outer casing
623 Front changer steel outer casing

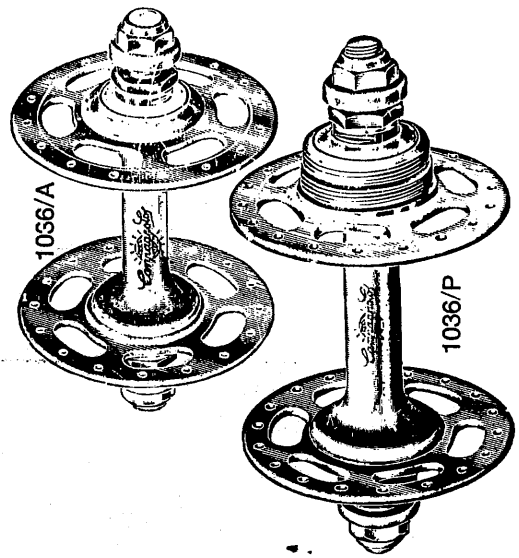
625 Steel outer casing to down tube handlebar control (75 cm.)
626/a Double stop clips for down tube controls
626/b Braze-on cable ferrule
627/a Down tube tunnel R/H for gear
629 Double stop cable clip for handlebar control
630 Pump holder. No. 630
636 Stop clip on chainstay for rear derailleur
660 Braze-on boss

661 Brazed boss collar
663 Braze-on cable ferrule
711 Gear v-pla cable (23 cm.)
1012/3 Handlebar controls
1013/1 Right hand down tube control
1013/6 Gear braze-on control
1014 Twin down tube control lever
1014/1 Twin down tube control lever with pump clip


1034 **RECORD SMALL FLANGE CAMPAGNOLO**
QUICK RELEASE ROAD HUBS



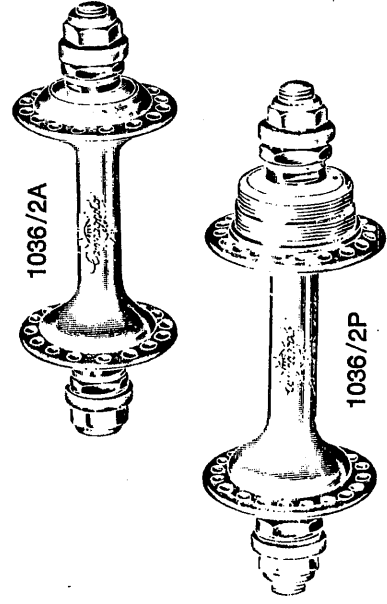
1036 **RECORD LARGE FLANGE SOLID SPINDLE**
TRACK HUBS



1035 **RECORD LARGE FLANGE CAMPAGNOLO**
QUICK RELEASE ROAD HUBS



1036/2 **RECORD SMALL FLANGE SOLID SPINDLE**
TRACK HUBS

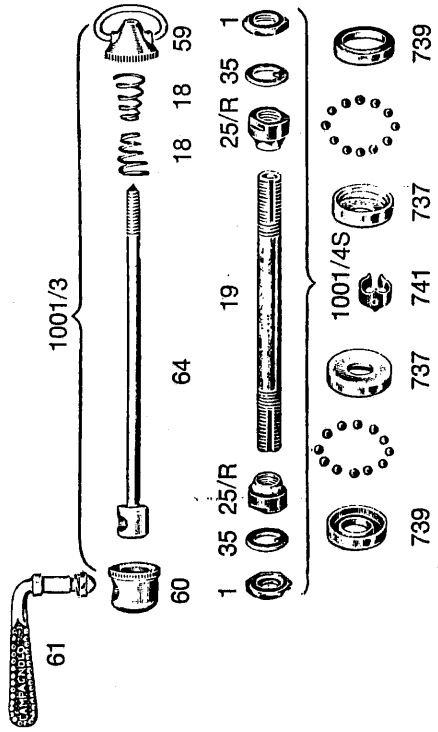


WHEN ORDERING PLEASE SPECIFY: } TREAD (Ø 35 X 24 F. OR Ø 34.7 X 1 OR Ø 1.370 X 24 F.) | HUBS ORDERED WITHOUT SPECIFICATION WILL BE SUPPLIED
 } NUMBER OF HOLES (24 - 28 - 32 - 36 - 40) | WITH Ø 35 X 24 F. AND WITH 36 HOLES

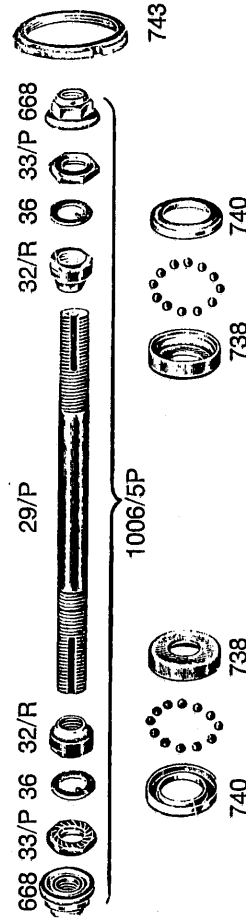
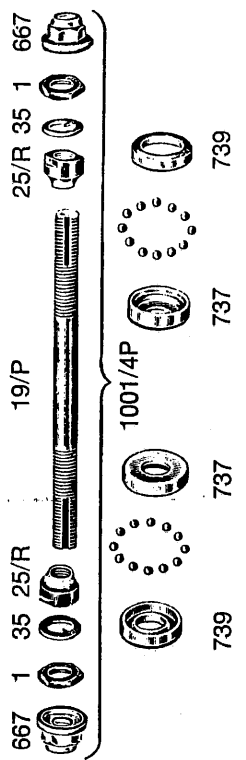
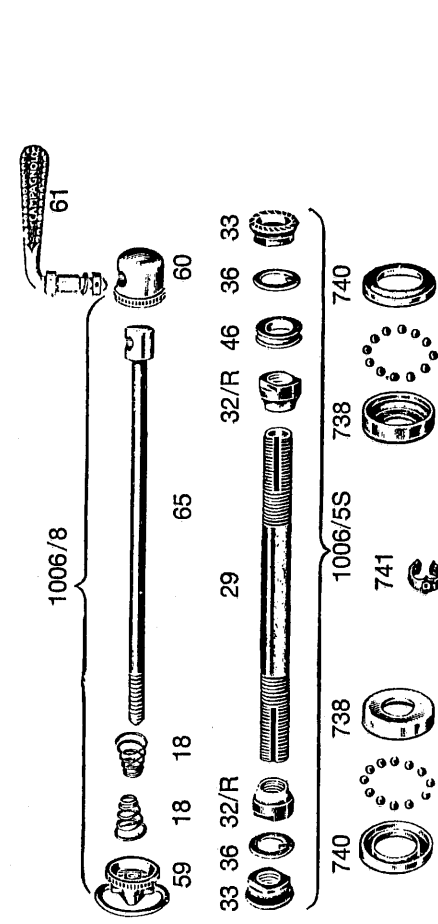
SIX-SPROCKETS HUBS ALSO AVAILABLE

CAMPAGNOLO RECORD HUBS AND QUICK RELEASE SPARE PARTS

FRONT

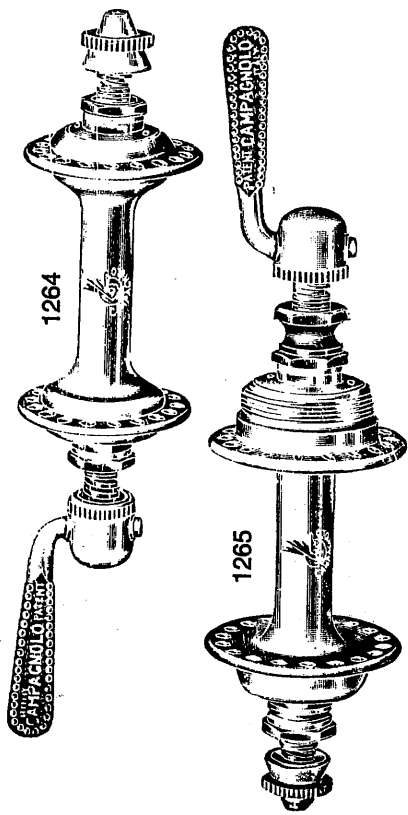


REAR

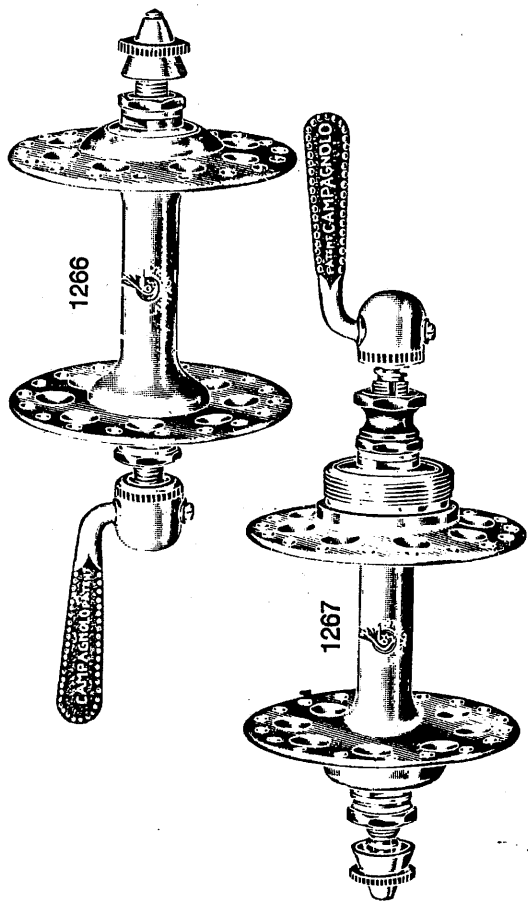


- 1 Front lock nut
- 18 Conical spring
- 19 Front road axle for Record road hubs
- 19/P Front track solid spindle axle
- 25/R Record front cone
- 29 Rear road axle for Record road hubs
- 29/P Rear track solid spindle
- 32/R Record rear cone
- 33 Rear lock nut for Record road hubs
- 33/P Rear lock nut for Record track hubs
- 35 Front spindle washer
- 36 Rear spindle washer
- 46 Rear spacing collar
- 59 Quick release conical adjuster
- 60 Quick release lever housing
- 61 Complete quick release lever
- 64 Quick release front skewer
- 65 Quick release rear skewer
- 66 Track front nut
- 67 Track rear nut
- 68 Frnt Record ball cup
- 69 Rear Record ball cup
- 70 Rear spindle washer
- 71 Rear spacing collar
- 72 Quick release conical adjuster
- 73 Quick release lever housing
- 74 Complete quick release lever
- 75 Quick release front skewer
- 76 Quick release rear skewer
- 77 Track front nut
- 78 Track rear nut
- 79 Frnt Record ball cup
- 79 Rear Record ball cup
- 739 Front dust cover
- 740 Rear dust cover
- 741 Spring clip
- 743 Track lock ring
- 1001/4P Front quick release skewer complete
- 1001/4S Front track axle complete
- 1006/5P Front road axle complete
- 1006/5S Rear road axle complete
- 1006/8 Rear quick release skewer complete

1251 NUOVO TIPO SMALL FLANGE CAMPAGNOLO
 QUICK RELEASE HUBS

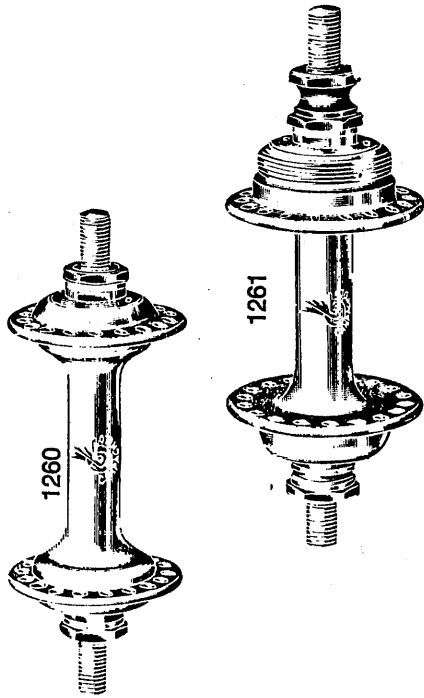


1253 NUOVO TIPO LARGE FLANGE CAMPAGNOLO
 QUICK RELEASE HUBS



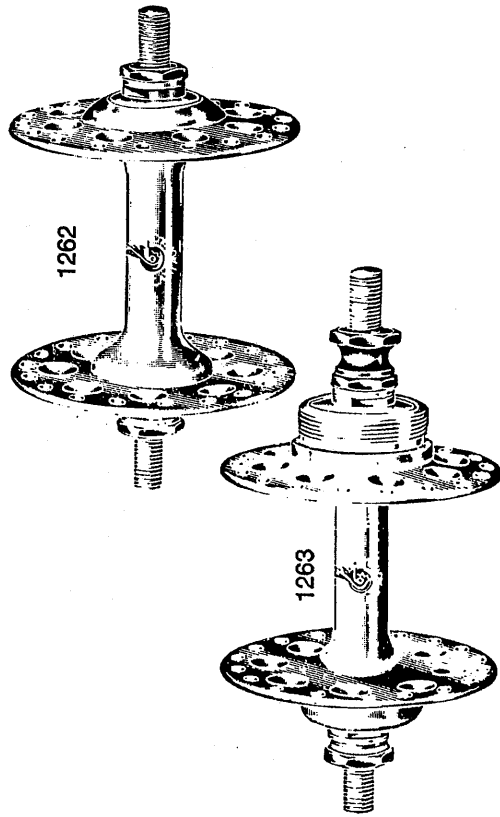
1250

NUOVO TIPO SMALL FLANGE CAMPAGNOLO
 SOLID SPINDLE HUBS



1252

NUOVO TIPO LARGE FLANGE CAMPAGNOLO
 SOLID SPINDLE HUBS

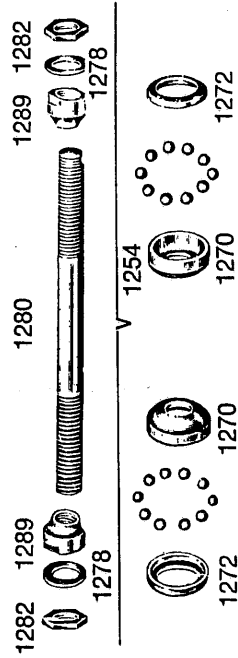
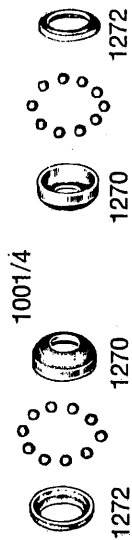
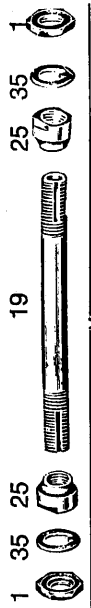
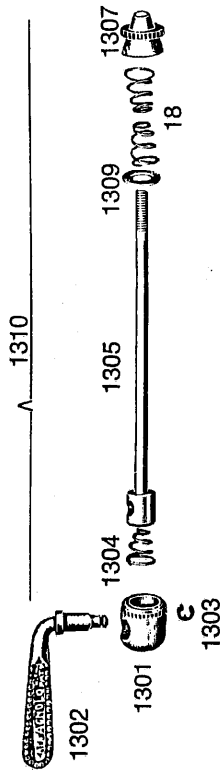


WHEN ORDERING PLEASE SPECIFY: } THREAD (Ø 35 X 24 F. OR Ø 34.7 X 1 OR Ø 1.370 X 24 F.)
 } NUMBER OF HOLES (24 - 28 - 32 - 36 - 40)

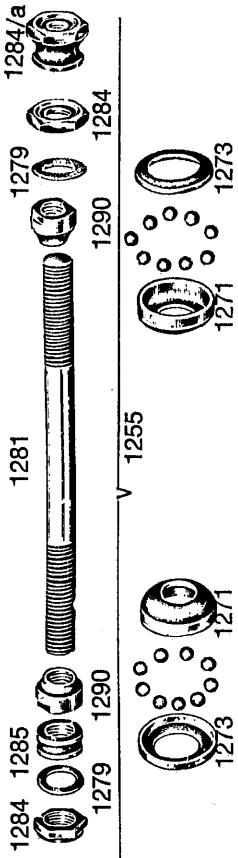

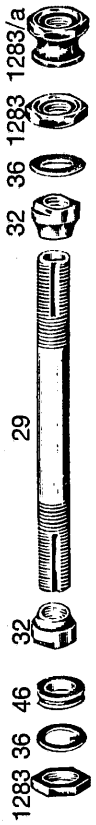
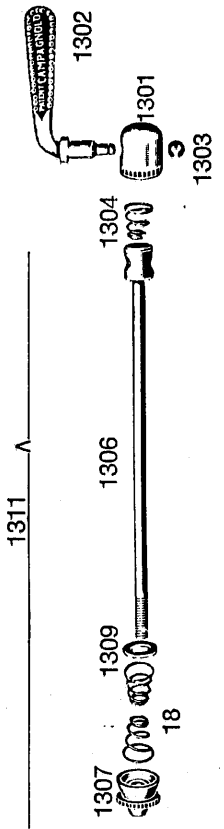
HUBS ORDERED WITHOUT SPECIFICATION WILL BE SUPPLIED
 WITH Ø 35 X 24 F. AND WITH 36 HOLES

CAMPAGNOLO NUOVO TIPO AND QUICK RELEASE SPARE PARTS

FRONT



REAR



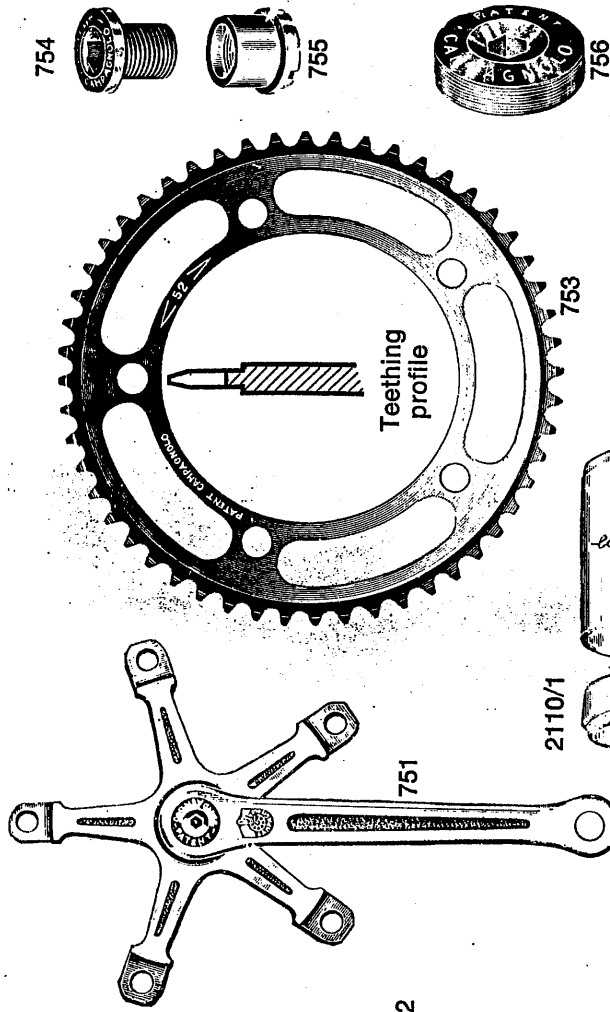
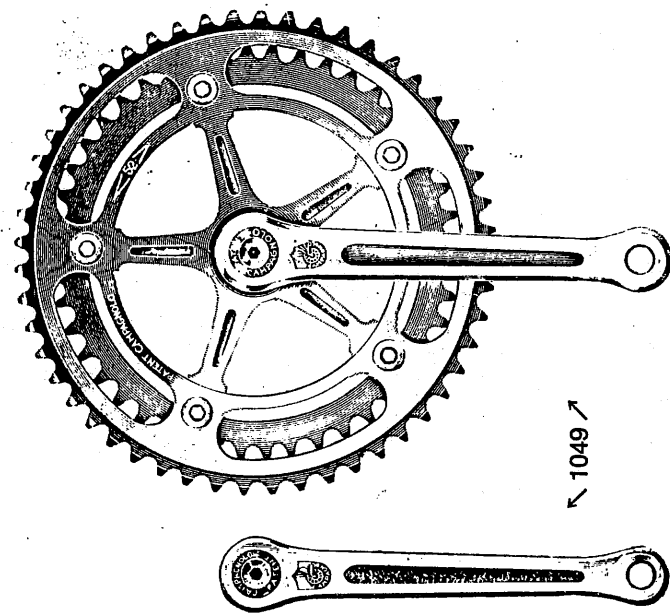
- 1 Front lock nut
- 18 Conical spring
- 19 Front road axle for Record road hubs
- 25 Front Record cone
- 29 Rear road axle
- 32 Rear Record cone
- 35 Front spindle washer
- 36 Rear spindle washer
- 46 Rear spacing collar
- 1001/4 Complete front hollow spindle for Nuovo Tipo hubs
- 1254 Complete rear solid spindle for Nuovo Tipo hubs
- 1255 Complete rear solid spindle for Nuovo Tipo hubs
- 1256 Complete rear hollow spindle for Nuovo Tipo hubs

- 1270 Front inserted race
- 1271 Rear inserted race
- 1272 Front dust cap
- 1273 Rear dust cap
- 1278 Spindle front washer
- 1279 Spindle rear washer
- 1280 Front spindle
- 1281 Rear spindle
- 1282 Front locknut
- 1283 Rear locknut
- 1283/a Rear spacer nut
- 1284 Rear locknuts
- 1284:a Spindle special bolt

- 1285 Large spacing collar
- 1286 Small spacing collar
- 1289 Front spindle cone
- 1290 Rear spindle cone
- 1301 Chrome cam cap
- 1302 Quick release lever
- 1303 Circlip for lever
- 1304 Conical spring
- 1305 Front skewer
- 1306 Rear skewer
- 1307 Knurled adjusting nut
- 1309 Washer for skewer
- 1310 Nuovo Tipo front quick release skewer
- 1311 Nuovo Tipo rear quick release skewer

1048 - RECORD CHAINWHEEL SET - ROAD BOTTOM BRACKET

SPARE PARTS



- 744 a Cotterless road spindle
- 745 a Fixed cup
- 746 a Adjustable cup
- 747 Lock ring
- 748 Fixing screw
- 749 Fixing washer
- 2110 Record sleeve
- 2110 1 Cone for Record sleeve
- 751 Road right hand crank (complete with cover No. 756) - please specify length.
- 752 Road left hand crank (complete with cover No. 756) - please specify length.
- 753 Road chainring for 1/2" X 3/32" (2 mm.) chain. Please specify number of teeth.
- 754 Road chainwheel fastening screw
- 755 Road chainwheel fastening nut
- 756 Crank cover plate

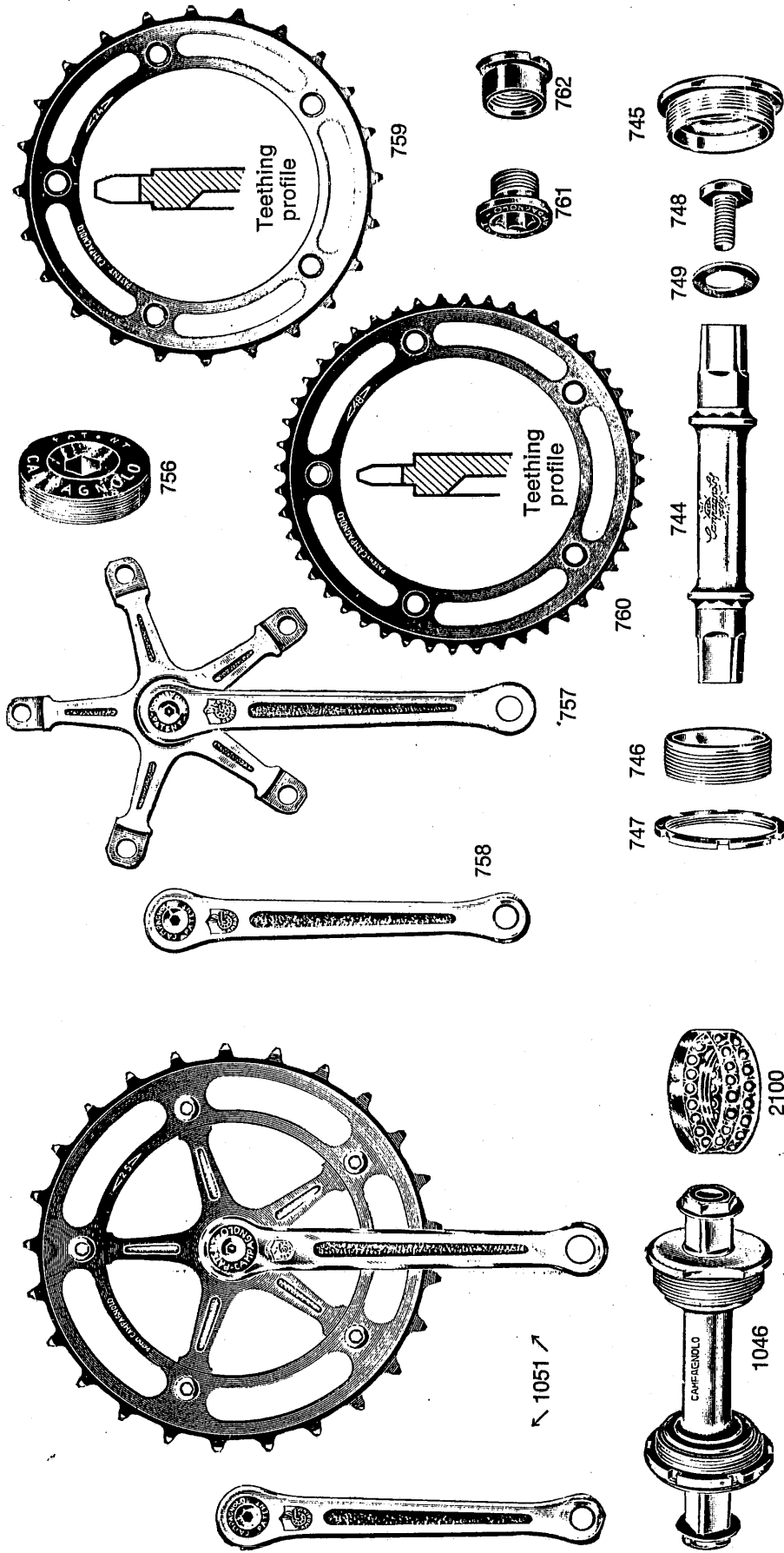
For sizes and details of the Nuovo Record bottom bracket see page No. 25.

- 1046/a Cotterless Nuovo Record bottom bracket (unless otherwise requested it will be supplied with 70-SS-120 spindle and 36 X 24 F. cups)
- 1049 Road chainwheel set (unless otherwise requested the set will be supplied with 170 mm. cranks and with 47-50 teeth chainrings for 1/2" X 3/32" chain)

CRANKS: LENGTH 165 - 167.5 - 170 - 172.5 - 175 - 177.5 - 180mm.
CHAINRINGS: FOR 1/2" CHAIN - FROM 42 TO 57 TEETH

1050 - RECORD CHAINWHEEL SET - TRACK BOTTOM BRACKET

SPARE PARTS



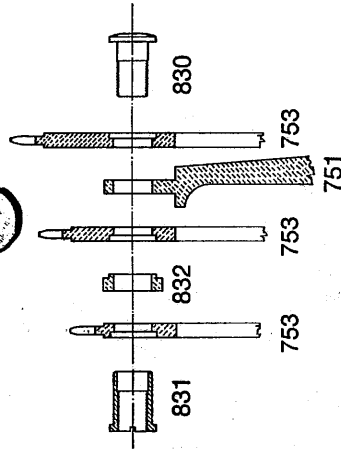
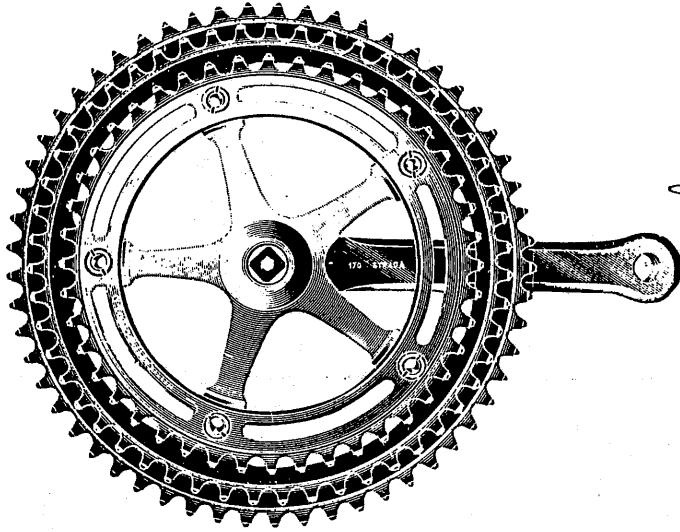
- 1046 Cotterless Record bottom bracket (unless otherwise requested it will be supplied with 65-P-110 spindle and 36 X 24 F. cups)
 - 1051 Track chainwheel set (unless otherwise requested it will be supplied with 170 mm. cranks and with 24 teeth chainrings for 1" X 3/16" (4.6 mm.) chain)
- CRANKS: LENGTH 165 - 167.5 - 170 - 172.5 - 175 - 177.5 - 180 mm.**
CHAINRINGS: FOR 1" CHAIN - FROM 22 TO 35 TEETH
FOR 1/2" CHAIN - FROM 44 TO 70 TEETH

- 744 Crank cover plate
- 745 Crank right hand crank (complete with cover No. 756) - please specify length
- 746 Crank left hand crank (complete with cover No. 756) - please specify length
- 747 Crank chainring for 1" X 3/16" (4.6 mm.) chain - also available for 1" X 1/8" (3 mm.) chain. Please specify number of teeth
- 748 Crank chainring for standard chain 1 1/2" X 3/16" (4.6 mm.)
- 749 Crank chainring for standard chain 1 1/2" X 1/8" (3 mm.)
- 756 Cotterless road spindle
- 757 Fixed cup
- 758 Adjustable cup
- 759 Lock ring
- 759 Fixing screw
- 759 Fixing washer

- 744 For sizes and details of the Record bottom bracket see page No. 24
- 745
- 746
- 747
- 748
- 749
- 756
- 757
- 758
- 759
- 760
- 761
- 762

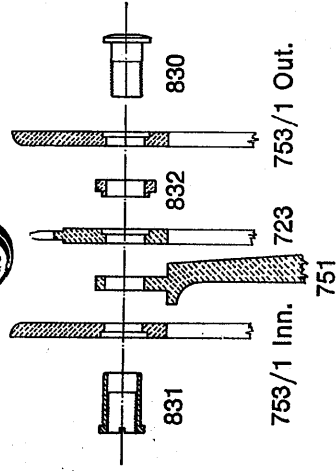

CAMPAGNOLO ROAD SPECIAL CHAINWHEEL SETS

RIGHT HAND CRANK WITH TRIPLE CHAINRING



- 751 Road right hand crank (complete with cover No. 756)
- 753 Please specify length
- 830 Chaining for 1 2" x 3 32" chain (2 mm.)
- 831 Please specify number of teeth
- 832 Triple chainring fixing bolt
- 753 Nut for bolt No. 830
- 753 Triple chainring spacer

CYCLOCROSS RIGHT HAND FLANGED CRANK


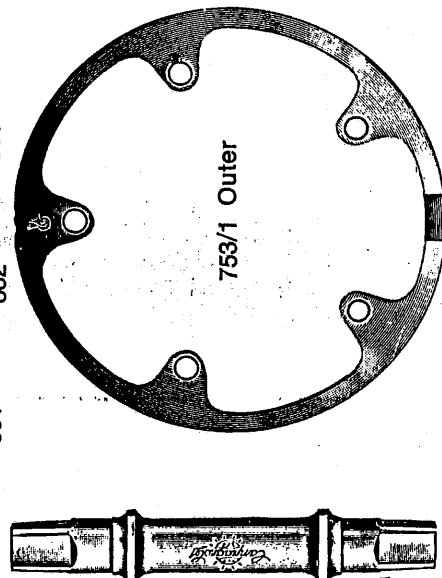
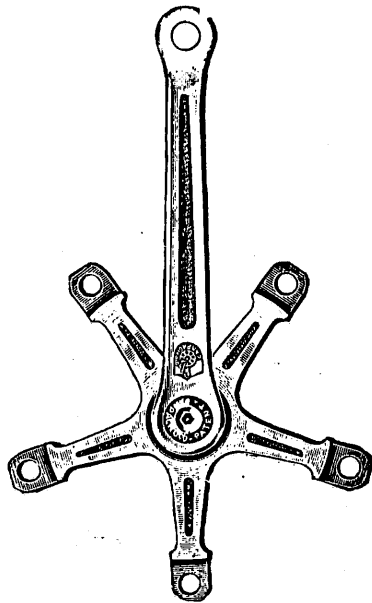
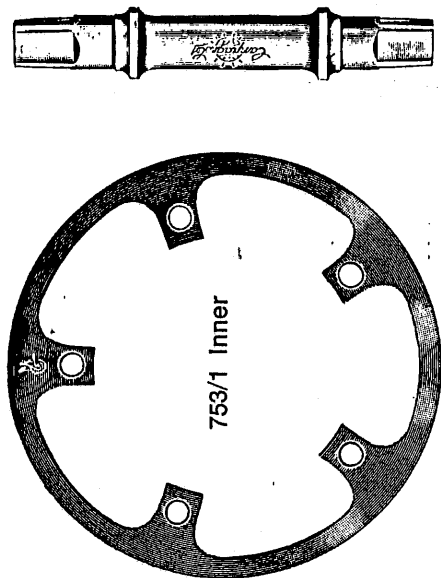


- 751 Road right hand crank (complete with cover N. 756)
- 753 Please specify length
- 830 Chaining for 1 2" x 3 32" chain (2 mm.)
- 831 Please specify number of teeth
- 753 1 Cyclocross inner flange
- 753 1 Cyclocross outer flange
- 830 Triple chainring fixing bolt
- 831 Nut for bolt No. 830
- 832 Triple chainring spacer

CAMPAGNOLO ROAD SPECIAL CHAINWHEEL SETS SPARE PARTS

SPARE PARTS

SLEEVED CRANK FOR 42 TEETH CHAINRING

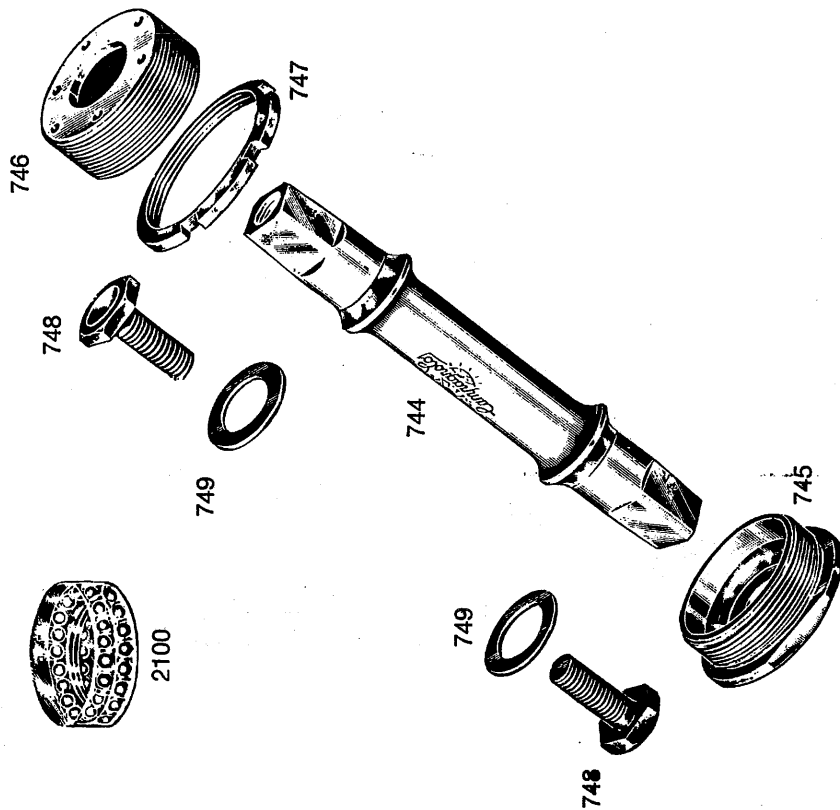


- 744/1 Triple chainring crotchetless spindle
- 744/2 Cyclocross crotchetless spindle
- 753/1 Cyclocross inner flange
- 753/1 Cyclocross outer flange
- 830 Triple chainring fixing bolt
- 831 Nut for bolt No. 830
- 832 Triple chainring spacer

IMPORTANT: When ordering spare chainrings specify if are to be fitted on cranks for chainrings with 42 teeth onwards or from 44 teeth onwards.

1046 - CAMPAGNOLO RECORD BOTTOM BRACKET SET

- Ø 36x24F. right hand - right hand
- Ø 35x1 right hand - right hand
- Ø 1,370x24F. BSC right hand - left hand



- 744 Cotterless road spindle
- 745 Fixed cup
- 746 Adjustable cup
- 747 Lockring 3,5 mm. standard size (available also in 4 and 4,5 mm.)
- 748 Fixing screw
- 749 Fixing washer
- 2100 Bottom bracket special ball races

*CUPS WITH A 0,5 mm. INCREASED THREAD AVAILABLE

	BRACKET SERIAL NUMBER	BRACKET WIDTH	AXLE OVERALL LENGTH
TRACK	65-P-110 16 3,5	65	104 mm
	68-P-110 14,5 3,5	68	105 mm
	68-P-120 17 3,5	68	109 mm
	70-P-120 16 3,5	70	109 mm
ROAD	68-SS-120 17 3,5	68	112 mm
	70-SS-120 17 3,5	70	113 mm
	74-SS-120 17 3,5	74	117 mm

Details of the bracket serial number (ex.: 65-P-110)

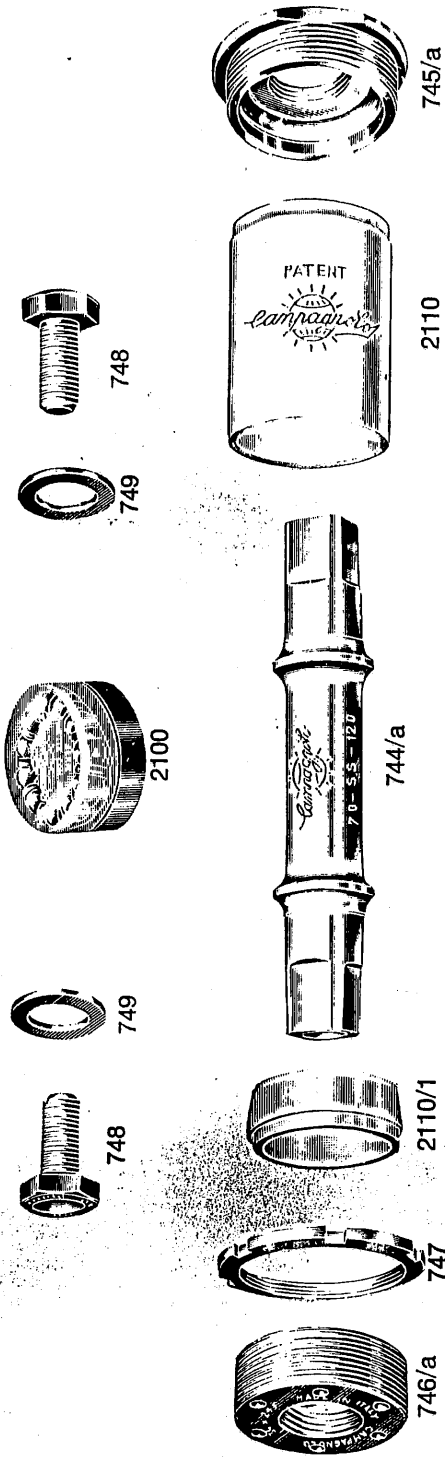
- The number (65) indicates the bracket width
- (P) indicates track
- (SS) indicate road
- The number (110) indicates the suggested width of the rear hub for a perfect chain line (see pages 40-41)

BRACKET SETS ORDERED WITHOUT SPECIFICATION WILL BE SUPPLIED AS FOLLOWS:

- For ROAD**
- Axle 70-SS-120
- Cups Ø 36 x 24 F.
- For TRACK**
- Axle 65-P-110
- Cups Ø 36 x 24 F.

1046/a - CAMPAGNOLO NUOVO RECORD

BOTTOM BRACKET SET WITH SPECIAL AXLE AND CUPS



- 744/a Cotterless road spindle
- 745/a Fixed cup
- 746/a Adjustable cup
- 747 Lockring 3,5 mm. standard size (available also in 4 and 4,5 mm.)
- 748 Fixing screw
- 749 Fixing washer
- 2100 Bottom bracket special ball races
- 2110 Record sleeve
- 2110/1 Cone for Record sleeve

CUPS WITH A 0,5 mm. INCREASED THREAD AVAILABLE

Details of the bracket serial number (ex. 68-SS-120)

- the number (68) indicates the width
- (SS) indicate road
- the number (120) indicates the suggested width of the rear hub for a perfect chain line (see pages 40-41)

BRACKET SETS ORDERED WITHOUT SPECIFICATION WILL BE SUPPLIED AS FOLLOWS:

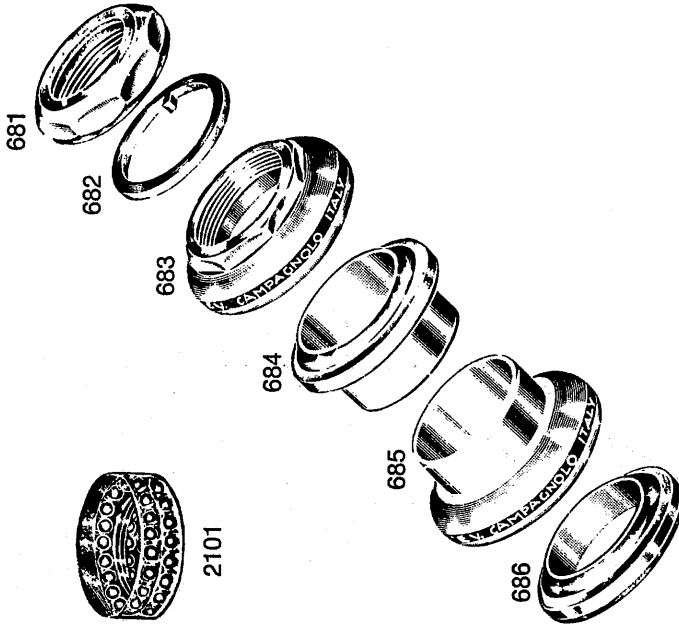
- 70-SS-120 axle
- cups thread \varnothing 36x24F.

- \varnothing 36 x 24F. right hand - right hand
- \varnothing 35 x 1 right hand - right hand
- \varnothing 1,370 x 24F. B.S.C. left hand

ROAD	BRACKET SERIAL NUMBER	BRACKET WIDTH	AXLE OVERALL LENGTH
	68-SS-120	68	mm. 112
	70-SS-120	70	mm. 113

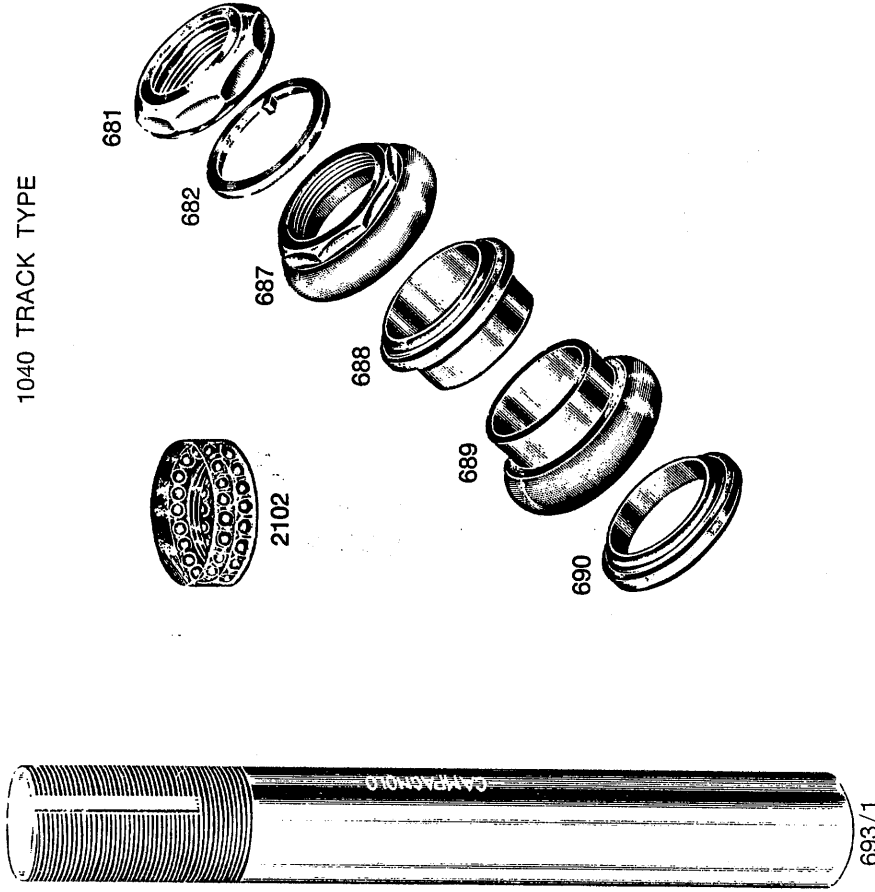
CAMPAGNOLO RECORD HEADSET

1039 ROAD TYPE



- 681 Locking nut
- 682 Locking washer
- 683 Screwed race
- 684 Top head race (0.5 mm. larger gauge available)
- 685 Bottom head race (0.5 mm. larger gauge available)
- 686 Crown race (smaller diameter available)
- 688 Steerer
- 2101 Road headset special ball races

1040 TRACK TYPE



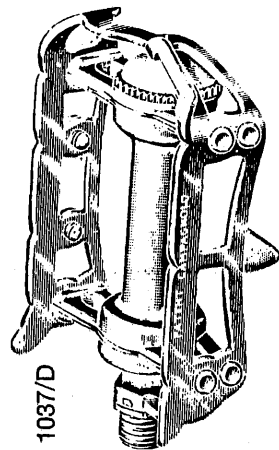
- 681 Locking nut
- 682 Locking washer
- 687 Track screwed race
- 688 Top head race (0.5 mm. larger gauge available)
- 689 Bottom head race (0.5 mm. larger gauge available)
- 690 Crown race (smaller diameter available)
- 2102 Track headset special ball races

HEADSET ORDERED WITHOUT SPECIFICATION WILL BE SUPPLIED WITH \odot 25.4 X 24F. THREAD HEADSETS WITH \odot 25 X 1 AND \odot 1" X 24 T.P.I. B.S.C. THREADS AVAILABLE

CAMPAGNOLO HEADSETS ARE SUPPLIED COMPLETE WITH SPECIAL BALL RACES (\odot 3/16" FOR ROAD AND \odot 5/32" FOR TRACK) STEERER AVAILABLE WITH THREAD \odot 25.4 X 24F. AND WITH LENGTHS 160-180-200-220-250-270 mm.

CAMPAGNOLO RECORD PEDALS

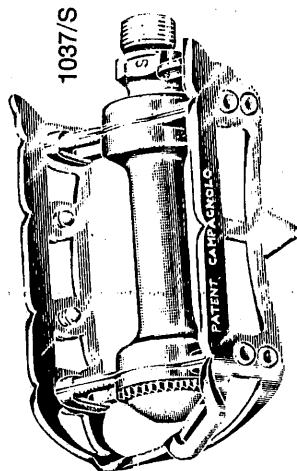
1037 ROAD TYPE



1037/D

1037/D Road right hand pedal

1037/S Road left hand pedal

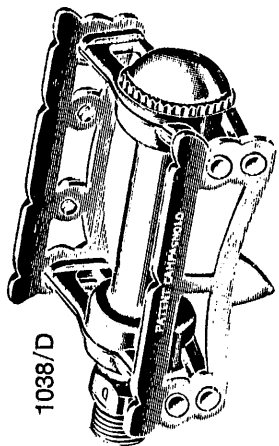


1037/S

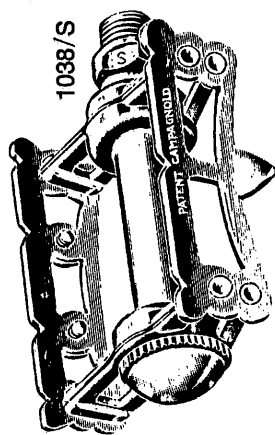
1038/D Track right hand pedal

1038/S Track left hand pedal

1038 TRACK TYPE




1038/D



1038/S

SPARE PARTS

- 669 Left hand pedal axle
- 670 Right hand pedal axle
- 672 Inserted race
- 673 Pedal axle washer
- 674 Pedal axle cone
- 675 Pedal axle lock nut
- 676 Toe clip bolt
- 677 Toe clip washer
- 678 Inner dust cap
- 679 Pedal dust cap
- 2103 Pedal special ball races



669

670



672



673



674



675



676




677



678



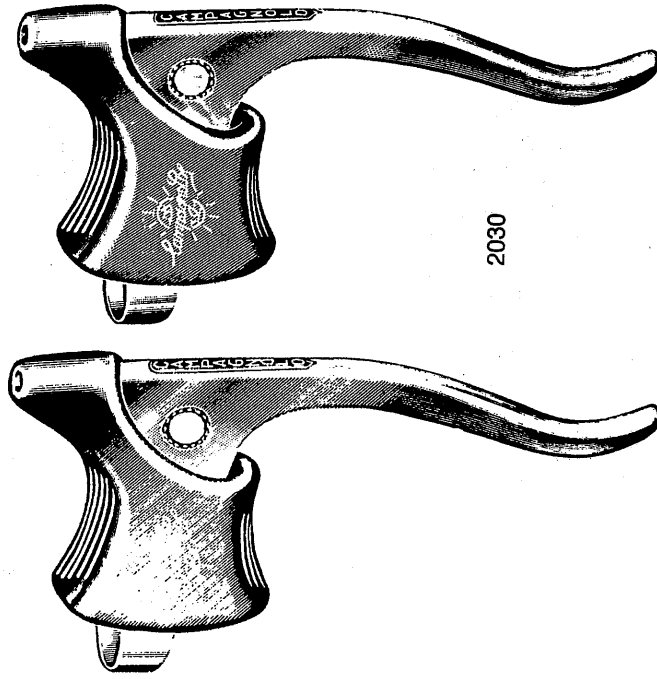
679



2103

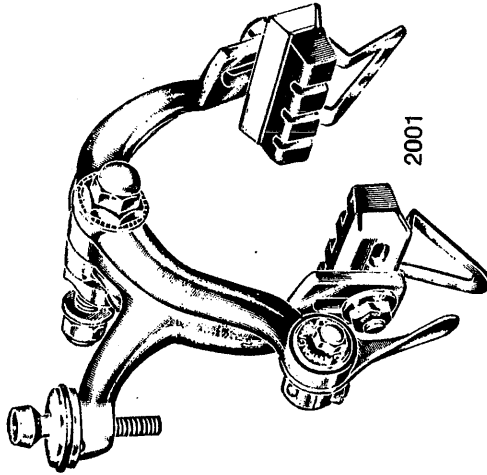
UNLESS OTHERWISE REQUESTED, PEDALS WILL BE SUPPLIED WITH $\varnothing 9/16'' \times 20F.$ SPINDLE
 PEDALS WITH $\varnothing 14 \times 1,25$ SPINDLES THREAD AVAILABLE

2040 - CAMPAGNOLO RECORD BRAKES AND CONTROL LEVERS



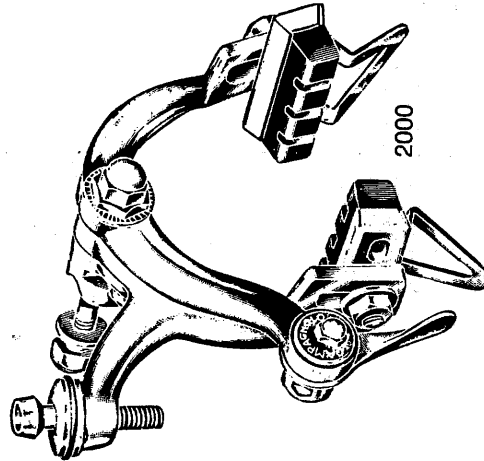
2030

2030 Brake quick release lever



2001

2001 Rear brake

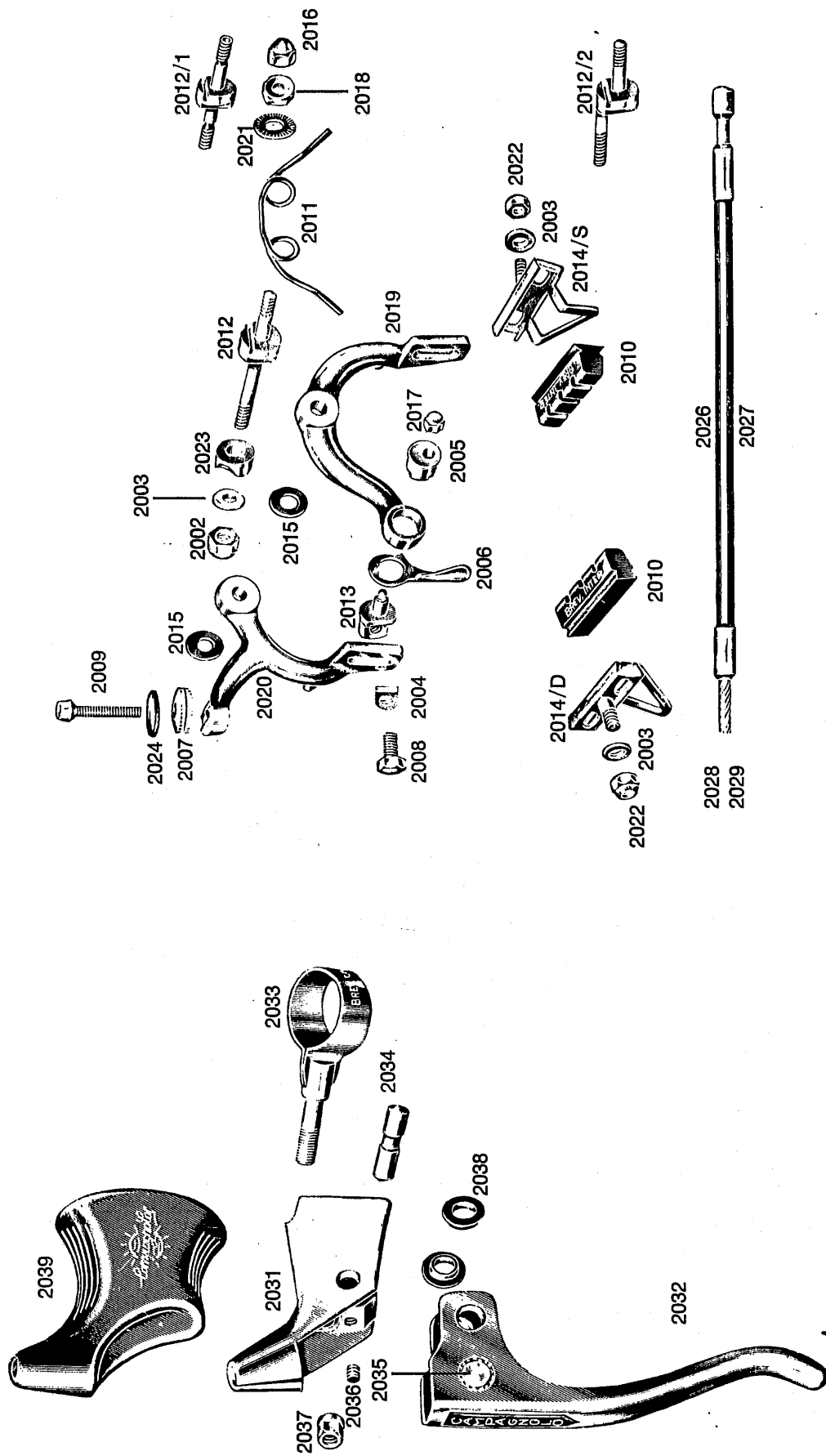


2000

2000 Front brake

IF REQUESTED OUTER CASINGS AND CABLES ARE FURNISHED INCREASED OF 6 cm (SEE NORMAL MEASURES AT PAGE 29)

CAMPAGNOLO RECORD BRAKES AND CONTROL SYSTEM SPARE PARTS



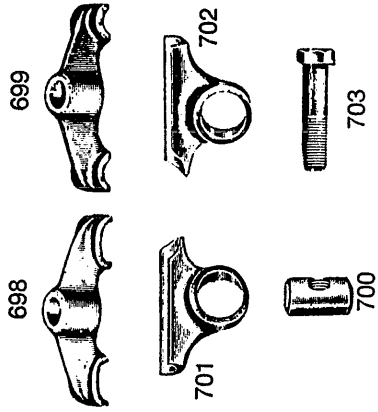
- 2002 Centre bolt fixing nut
- 2003 Brake shoe washer
- 2004 Clamp bolt washer
- 2005 Cam
- 2006 Quick release cam lever
- 2007 Adjusting nut
- 2008 Cable clamp bolt
- 2009 Adjusting screw
- 2010 Brake block
- 2011 Tension screw
- 2012 Front brake centre bolt
- 2012/1 Rear brake centre bolt
- 2012/2 Rear brake centre bolt
- 2013 Cable clamp
- 2014/D Right hand brake shoe
- 2014/S Left hand brake shoe
- 2015 Friction washer
- 2016 Domed nut
- 2017 Cam locking nut
- 2018 Locking nut
- 2019 Front stirrup
- 2020 Rear stirrup
- 2021 Serrated washer
- 2022 Brake shoe nut
- 2023 Concave washer
- 2024 Adjusting rubber
- 2026 Front brake outer cable (56 cm.)
- 2027 Rear brake outer cable (114 cm.)
- 2028 Front inner cable (68 cm.)
- 2029 Rear inner cable (126 cm.)
- 2031 Lever hood
- 2032 Brake lever clip
- 2033 Lever pivot pin
- 2034 Cable nipple holder
- 2035 Grub screw
- 2036 Clamp nut
- 2037 Lever bush
- 2038 Rubber lever hood
- 2039

CAMPAGNOLO SEAT PIN

1044 FOR WIDE CRADLE SADDLES
WITH SHORT ADJUSTMENT

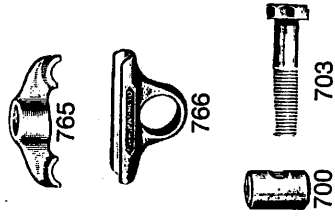
1045 FOR NARROW CRADLE SADDLES
WITH LONG ADJUSTMENT

SPARE PARTS

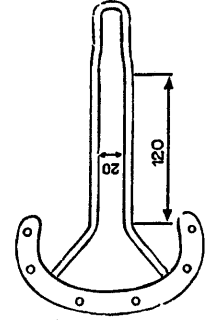
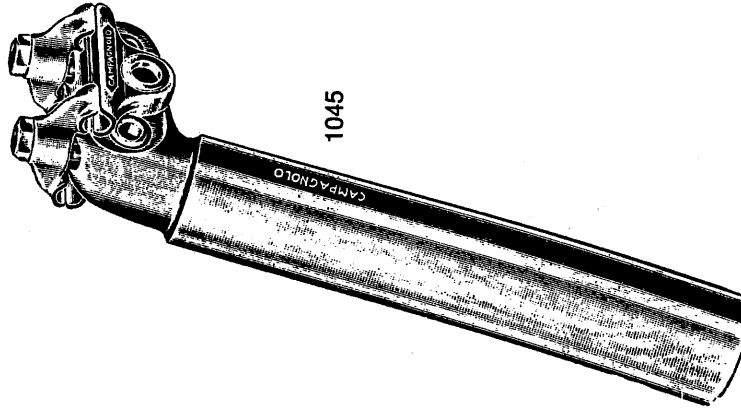
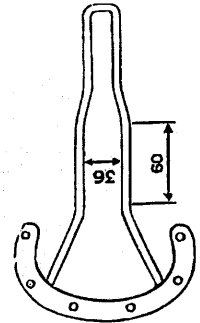
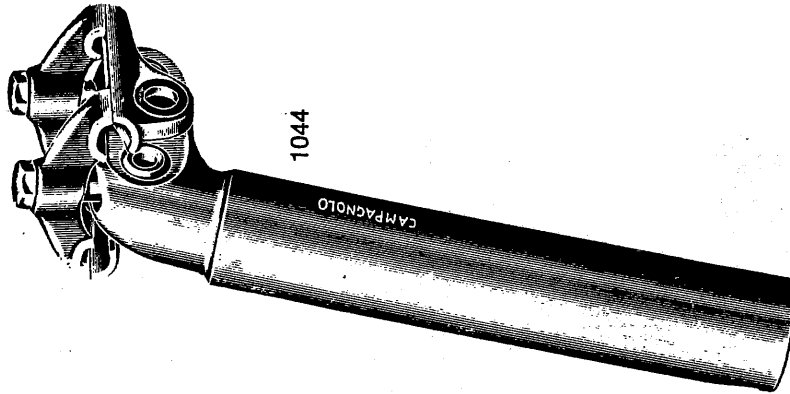


- 698 Front bracket
- 699 Rear bracket
- 700 Bolt nut
- 701 Left hand side support
- 702 Right hand side support
- 703 Fixing and adjusting bolt

SPARE PARTS



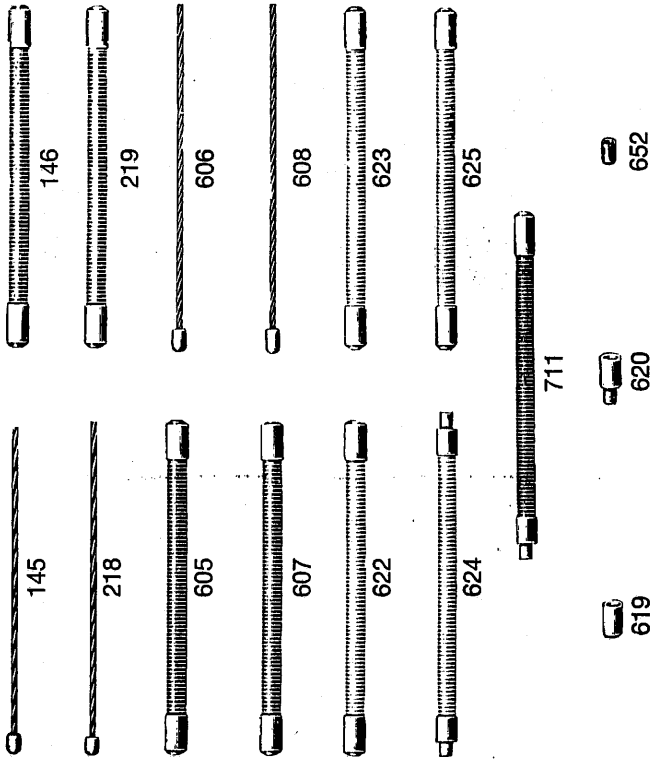
- 700 Bolt nut
- 703 Fixing and adjusting bolt
- 765 Front and rear clamp
- 766 Front and left hand support



WHEN ORDERING PLEASE SPECIFY:

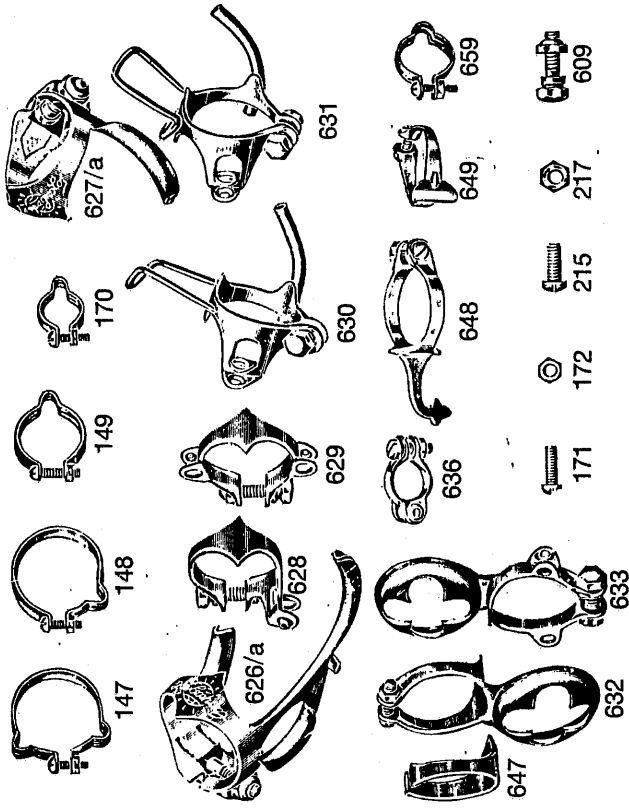
- PIN DIAMETER AS PER ONE OF THE GIVEN SIZES: 25 - 25.8 - 26 - 26.2 - 26.4 - 26.6 - 26.8 - 27 - 27.2 - 27.4.
- LENGTH OF THE PIN - STANDARD (130 mm.) — LONG (180 mm.)

OUTER AND INNER CABLES



- 145 Rear derailleur cable to handlebar control (197 cm.)
- 146 Rear derailleur outer casing to handlebar control (185 cm.)
- 218 Front changer cable to handlebar control (150 cm.)
- 219 Front changer outer casing to handlebar control (140 cm.)
- 605 Gear outer casing (105 cm.)
- 606 Gear cable to frame control (118 cm.)
- 607 Down tube front outer casing (59 cm.)
- 608 Front changer cable to frame control (70 cm.)
- 619 Outer casing ferrule
- 620 Spindled ferrule
- 622 Rear derailleur steel outer casing (21 cm.)
- 623 Front changer steel outer casing (15.5 cm.)
- 624 Chainstay outer casing (10 cm.)
- 625 Steel outer casing to down tube handlebar control (75 cm.)
- 652 Safety cable
- 711 Gear viala outer casing (23 cm.)

CLIPS

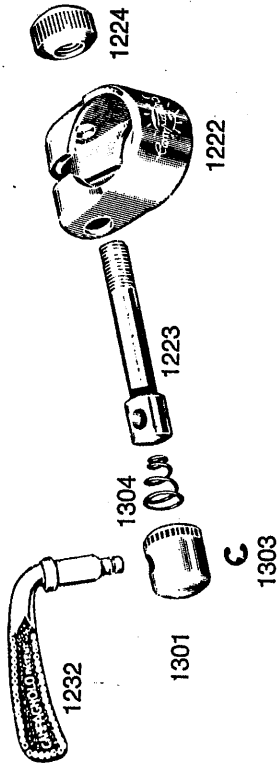
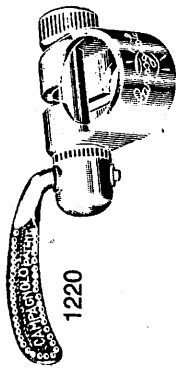


- 147 Twin outer cable clip (28 mm. Ø)
- 148 Outer cable clip (28 mm. Ø)
- 149 Outer cable clip (22 mm. Ø)
- 170 Outer cable clip (13 mm. Ø)
- 171 Clip bolt
- 172 Nut for bolt 171
- 215 Cage spanner bolt
- 217 Cage spacer bolt nut
- 609 Clip bolt and nut
- 626/a Double stop clip for down tube controls
- 627/a Down tube tunnel R/H for gear
- 628 Front changer clip
- 629 Double stop cable clip for handlebar control
- 630 Clip-on-tunnel and stop with pump holder D/T
- 631 Clip-on-tunnel and stop with pump holder S/T
- 632 Pump holder
- 633 Clip with pump holder for 10-speed handlebar stops
- 636 Stop clip on chainstay for rear dérailleur
- 647 Adaptor shim when fitting 632 to down tube
- 648 Pump peg holder
- 649 Brake cable clip
- 659 Outer cable clip (15 mm. Ø)

CLIPS WITH CAMPAGNOLO QUICK-RELEASES

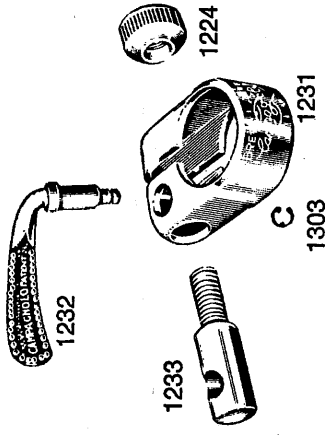
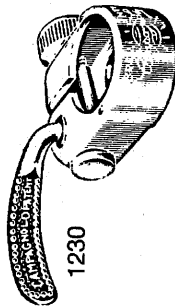
1220 CLIP WITH QUICK-RELEASE

- 1222 Clip body (please specify body diameter)
- 1223 Spindle
- 1224 Adjusting nut
- 1232 Lever
- 1301 Lever block
- 1303 Circlip
- 1304 Tension spring



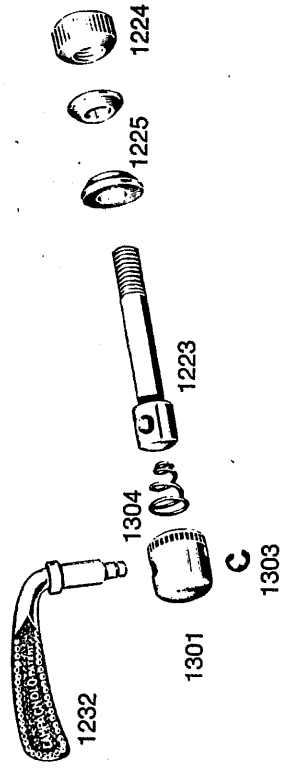
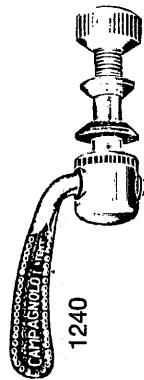
1230 CLIP WITH INCORPORATED QUICK-RELEASE

- 1224 Adjusting nut
- 1231 Clip body (please specify body diameter)
- 1232 Lever
- 1233 Spindle
- 1303 Circlip



1240 SPECIAL QUICK-RELEASE BOLT

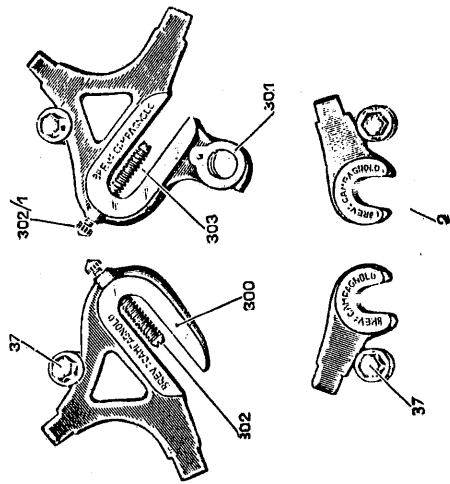
- 1223 Spindle
- 1224 Adjusting nut
- 1225 Spacing washers
- 1232 Lever
- 1301 Lever block
- 1303 Circlip
- 1304 Tension spring



WHEN ORDERING PLEASE ALWAYS SPECIFY THE DESIRED DIAMETER OF CLAMP

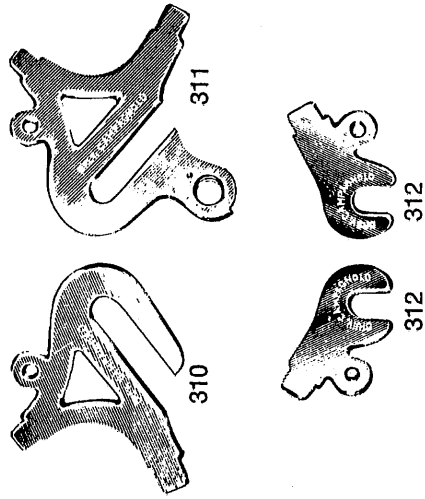
CAMPAGNOLO REAR AND FRONT FORK ENDS

1010 RECORD SET



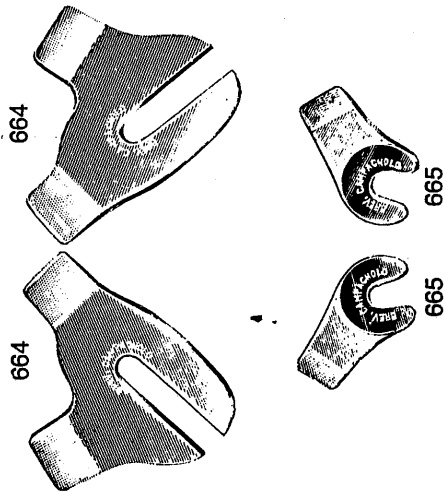
- 2 Front fork ends
- 37 Screw and washer
- 300 Left hand rear end
- 301 Right hand rear end
- 302 Adjusting bolt
- 302/1 Nut for bolt 302
- 303 Adjusting bolt spring

1010/1 SPORT SET



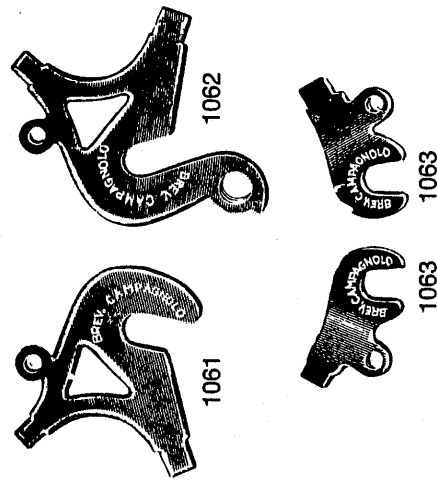
- 310 Left hand rear end
- 311 Right hand rear end
- 312 Front fork ends

1053 TRACK SET



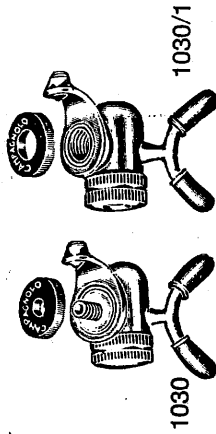
- 664 Rear fork ends
- 665 Front fork ends

1060 RACING SET



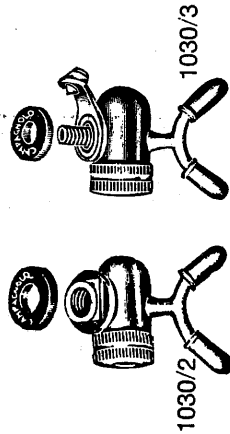
- 1061 Left hand rear end
- 1062 Right hand rear end
- 1063 Front fork ends

SPECIAL PUMP ADAPTORS



1030


1030/1




1030/2

1030/3


SUNDRIES



764



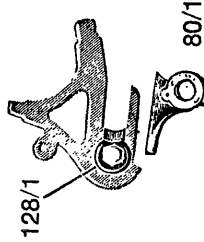
763



55



80/1



128/1

80/1

SPARE PARTS



640



641



642



643



644



645



646



653

640

641

642

643

644

645

646

653

1030

1030 1

1030 2

1030 3

Rubber cap

Milled nut

Rubber washer

Rubber washer for tubular valves

Rubber washer for pump connector 1030

Connecting screw

Rubber washer for pump connectors

1030/1 and 1030/2

Rubber washer for pump connector

1030 3

Pump connector for British pumps com-

plete with 7/32" or 7/8" locking screw

Pump connector for Italian pumps with 9 x 1.25 locking screw

Pump connector for Italian Silca Impero pumps with 9 x 1.25 squared boss

Pump connector for French pumps with 5 x 1 or 7 x 1 locking screw

55

80/1

128/1

651

763

764

Spoke disc (specify if for 4 or 5 sprockets)

Gear fixing plate

Rear fork end bolt

Freewheel spacer (1 - 1.5 - 2 mm. thick)

Standard sprocket for 1 1/2" x 1 1/8" 3 mm. chain. (Sprockets with 12 -

13 - 14 - 15 - 16 teeth available)

Racing chain sprocket for 1" x 3/16 (4.6 mm.) chain. (Sprocket with

6 - 7 - 8 or for 1" x 1/8" chain available)



100 GRS. TIN

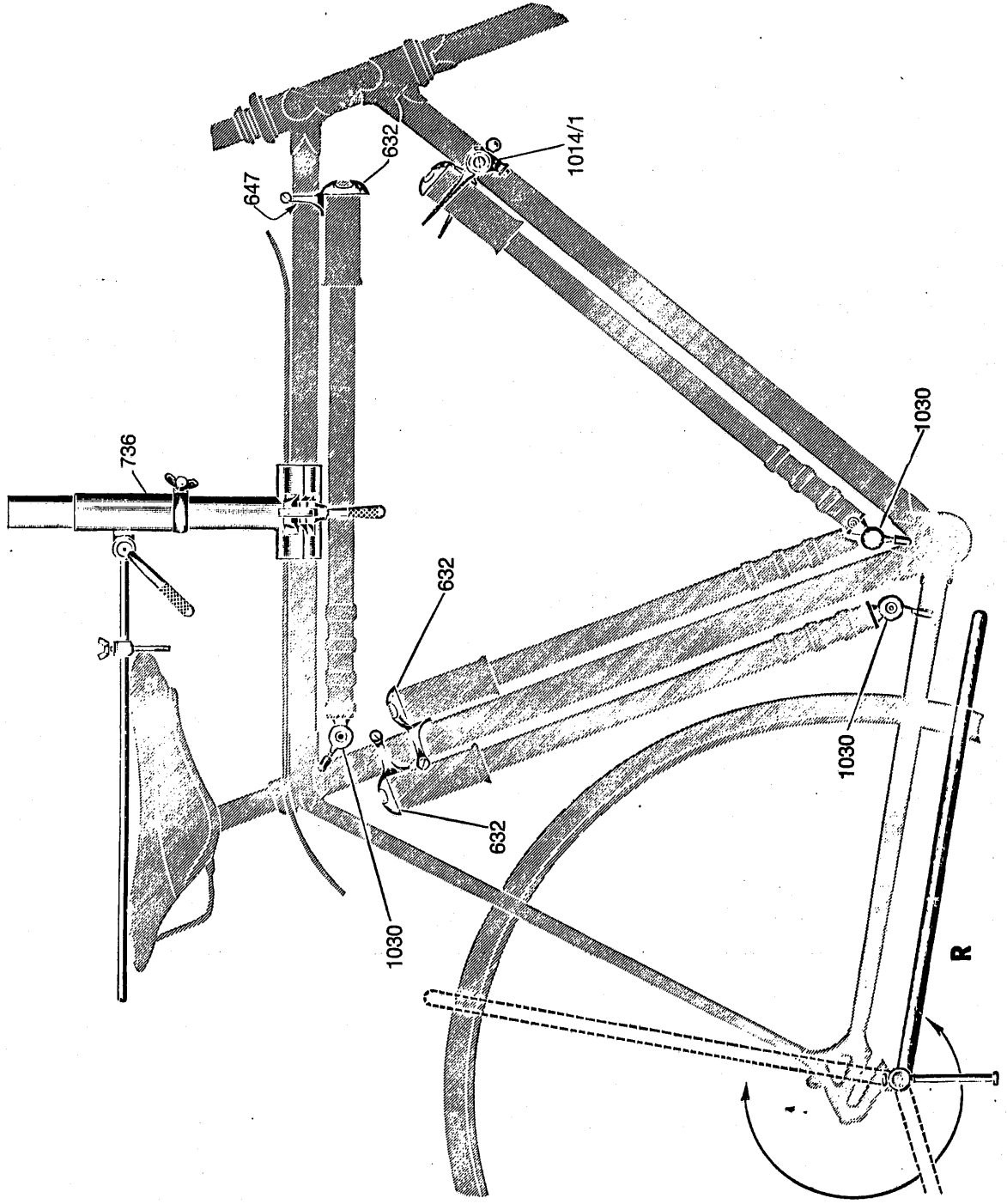


500 GRS. TIN



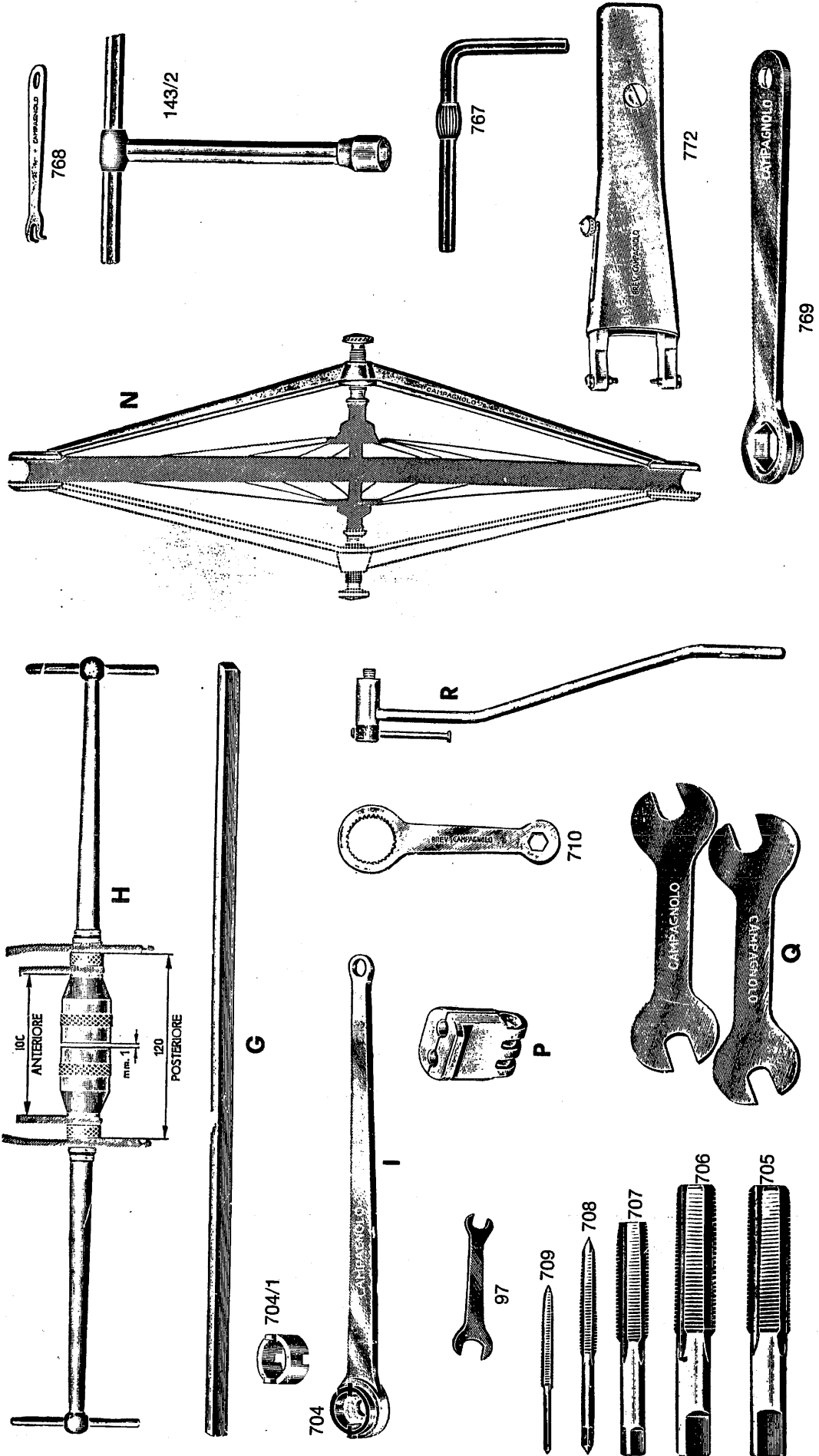
1 KG. TIN

CAMPAGNOLO PUMP CLIP AND SPECIAL PUMP CONNECTOR FOR DIFFERENT POSITIONS

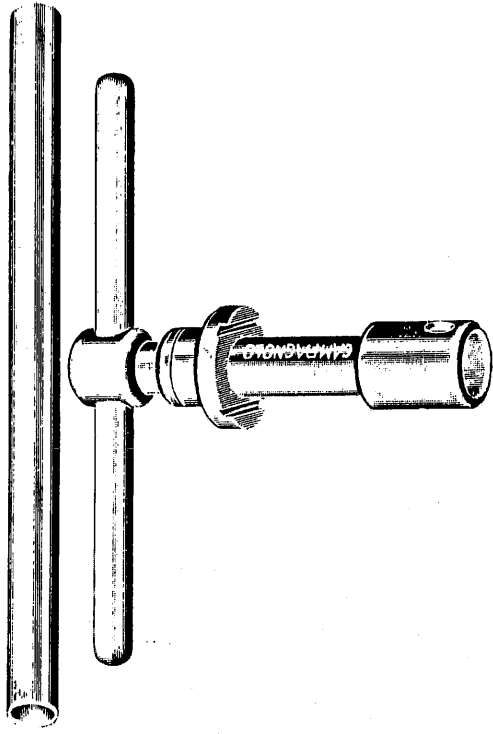


- 632 Pump holder
- 647 Adaptor shim when fitting 632 to down tube
- 736 Saddle line alignment
- 1014/1 Twin down tube lever with pump holder
- 1030 Pump connector (see models on page 34)
- R Back stay tool (see page 37)

CAMPAGNOLO

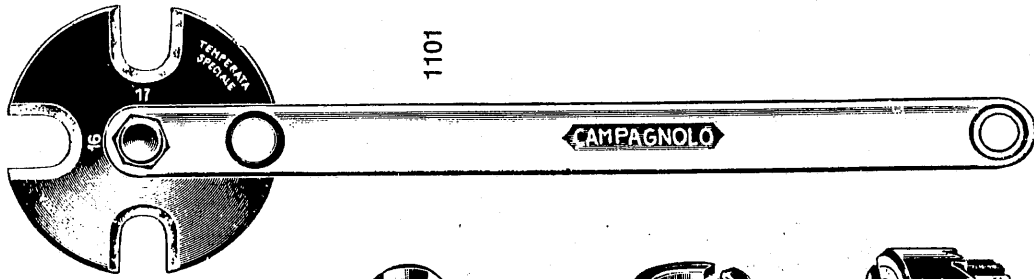


SPECIAL TOOLS

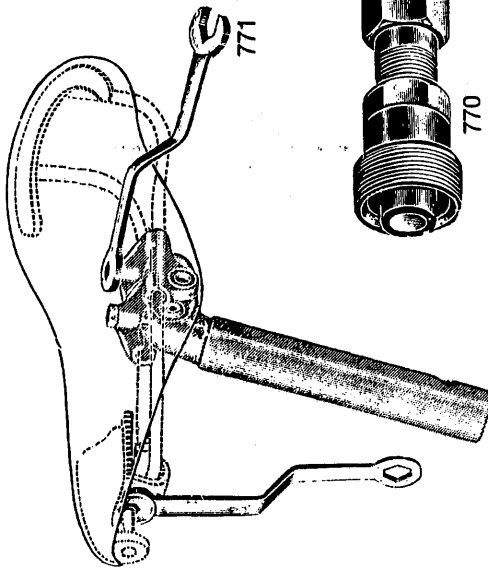


793/a


- G Straight edge
- H Back stay alignment tool
- I Freewheel removing tool complete
- N Wheel dish tool
- P Axle holding tool for 9 and 10 \varnothing
- Q Cone wrenches (two) 13-14 or 15-16
- R Back stay tool
- 97 Gear wrenches
- 143/2 «T» wrenches (6-8 mm)
- 704 Insert for freewheel removing tool fig. 1
- 704/1 Reducing insert for 13T. freewheel
- 705 Pedal tap right hand (9/16" \varnothing x 20 thread)
- 706 Pedal tap left hand (9/16" \varnothing x 20 thread)
- 707 Gear hanger tap 10 \varnothing x 28 thread
- 708 Madguard eye tap 5 \varnothing x 0.8
- 709 Rear tip adjuster tap 3 \varnothing x 0.5
- 710 Pedal wrenches
- 714/1 Fork column die
- 718/1 Head race mill
- 721/5 Bottom bracket tap
- 725/1 Crown race mill
- 733/1 Head race mill
- 767 «L» shaped chainwheel screw allen key
- 768 Chainwheel screw peg spanner
- 769 Cotterless B/B axle spanner
- 770 Cotterless crank extractor
- 771 Saddle spanner
- 772 Headsets pin spanner
- 793/a R/H bottom bracket cup remover (complete with pipe and fixing edge)
- 1101 Pedals spanner




1101



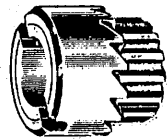
771



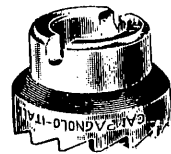
770




721/5




733/1



725/1

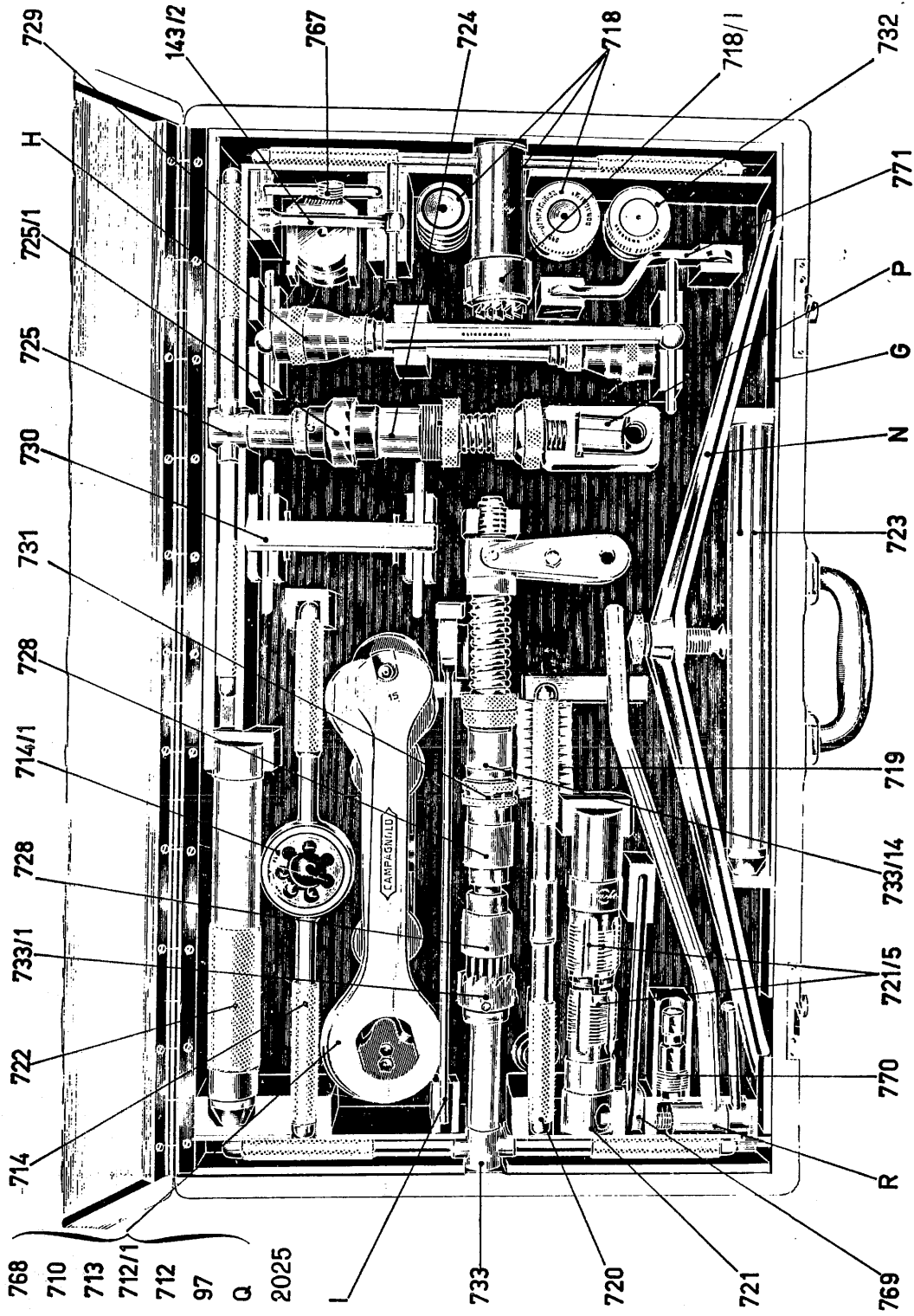


714/1




718/1

CAMPAGNOLO COMPLETE TOOL CASE
 * CAMPAGNOLO REDUCED TOOL CASE



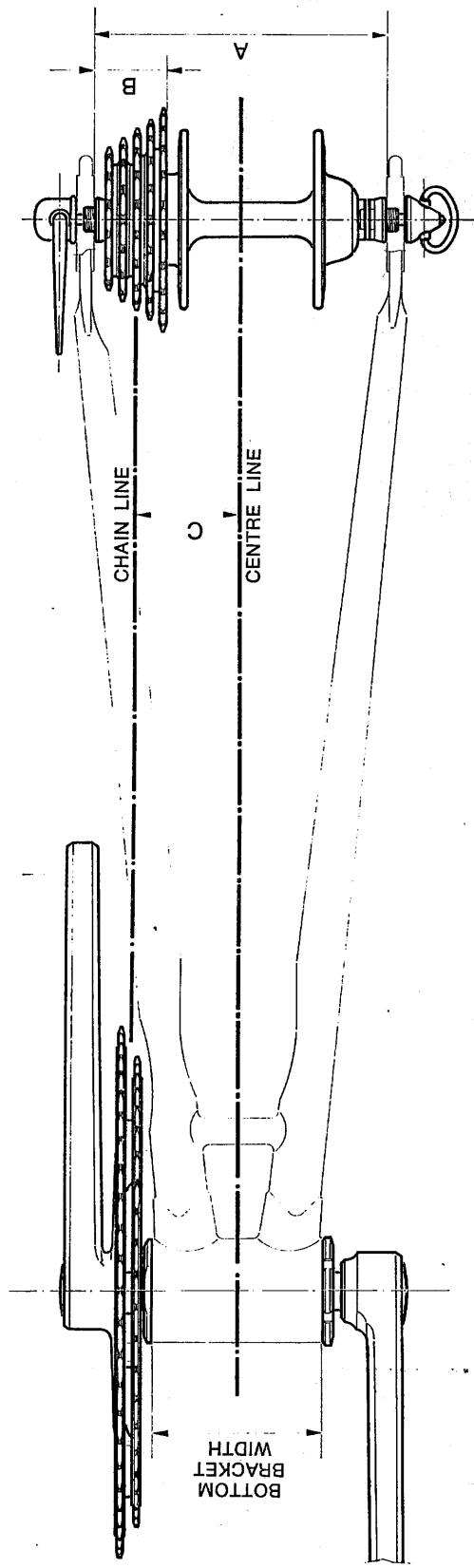
N.B. - THE REDUCED TOOL CASE IS INTENDED FOR ASSEMBLING OF HEADSETS AND BOTTOM BRACKET SETS ONLY

1102 - CAMPAGNOLO BICYCLE ASSEMBLING STAND



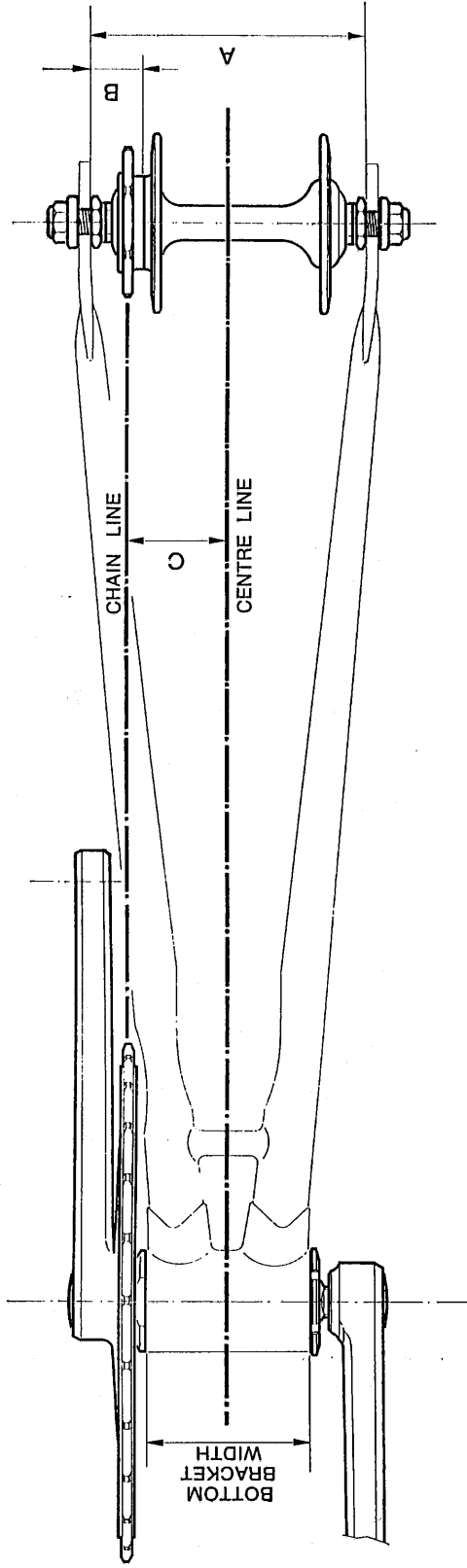
97	Gear wrenches
143/2	« T » wrenches (6-8 mm.)
710	Pedal wrenches
*	Bottom bracket locking tool
*	Bottom bracket adjusting cone tool
*	Bottom bracket stationary cone tool
714	Fork column die holder
714/1	Fork column die
*	Crown race cutter
*	Head race mill
719	Brush
*	Handle for bottom bracket double tap
721	Bottom bracket double tap
*	Spare taps for art. 721
722	Headset cup punch
723	Headset cup remover
724	Bottom bracket cutter sleeve
*	Bottom bracket face cutter
725/1	Spare mill for art. 725
728	Sleeve for art. 733
729	Fork crown cone remover
*	Set of keys for sleeve No. 724
731	Headset jig
732	Fork crown jig
733/1	Head race mill
*	Centraliser sleeve for jig 733
733/14	« L » shaped chainwheel screw allen key
767	Chainwheel screw peg spanner
768	Chainwheel screw spanner
769	Cotterless B/B axle spanner
*	Cotterless crank extractor
771	Saddle spanner
2025	Special brake spanner
G	Straight edge
H	Back stay alignment tool
I	Freewheel removing tool complete
N	Wheel dish tool
P	Axle holding tool
Q	Cone wrenches (two) (13-14 mm.)
R	Back stay tool

ROAD CHAIN LINE



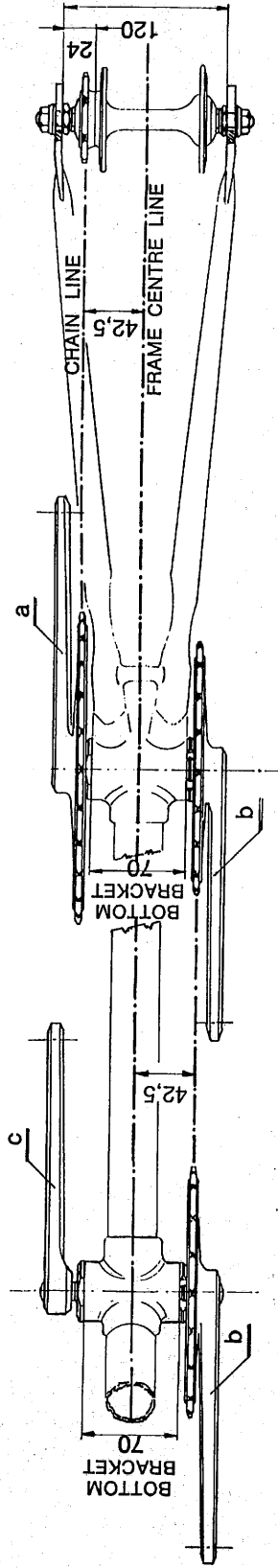
BOTTOM BRACKET WIDTH	REAR HUB WIDTH « A »	FREWHEEL WIDTH « B »	CHAIN LINE « C »
68	120	29	43,5
70	120	29	43,5
74	120	29	43,5

TRACK CHAIN LINE



BOTTOM BRACKET WIDTH	REAR HUB WIDTH «A»	SPROCKET WIDTH «B»	CHAIN LINE «C»
65	110	21,5	40
68	110	21,5	40
68	120	24	42,5
70	120	24	42,5

TANDEM CHAIN LINE



a TRACK RIGHT HAND STANDARD CRANK

b TRACK RIGHT HAND CRANK WITH LEFT HAND THREAD

c TRACK LEFT HAND CRANK WITH RIGHT HAND THREAD

GEAR TABLES

Development in metres for a complete turn of cranks

With 670 mm. diameter wheels

Number of teeth on chainring	Number of teeth on freewheel sprocket																					
	6	7	8	9	10	11	12	13	14	15	16	17	18	19	20	21	22	23	24	25	26	
	12	13	14	15	16	17	18	19	20	21	22	23	24	25	26	27	28	29	30	31	32	33
20 o 40	7.01	6.47	6.01	5.61	5.26	4.95	4.67	4.42	4.20	4.00	3.82	3.66	3.50	3.36	3.23							
41	7.19	6.63	6.16	5.75	5.39	5.07	4.79	4.53	4.31	4.10	3.92	3.75	3.59	3.44	3.31							
21 o 42	7.36	6.79	6.31	5.89	5.52	5.19	4.90	4.65	4.41	4.20	4.01	3.84	3.68	3.53	3.39							
43	7.54	6.96	6.46	6.03	5.65	5.32	5.02	4.76	4.52	4.30	4.11	3.93	3.77	3.61	3.47							
22 o 44	7.71	7.12	6.61	6.17	5.78	5.44	5.14	4.87	4.63	4.40	4.20	4.02	3.85	3.70	3.56							
45	7.89	7.28	6.76	6.31	5.91	5.57	5.26	4.98	4.73	4.50	4.30	4.11	3.94	3.78	3.64							
23 o 46	8.06	7.44	6.91	6.45	6.04	5.69	5.37	5.09	4.84	4.60	4.39	4.21	4.03	3.86	3.72							
47	8.24	7.60	7.06	6.59	6.18	5.81	5.49	5.20	4.94	4.70	4.49	4.30	4.12	3.95	3.80							
24 o 48	8.42	7.77	7.21	6.73	6.31	5.94	5.61	5.31	5.05	4.80	4.59	4.39	4.20	4.03	3.88							
49	8.59	7.93	7.36	6.87	6.44	6.06	5.72	5.42	5.15	4.91	4.68	4.48	4.29	4.12	3.96							
25 o 50	8.77	8.09	7.51	7.01	6.57	6.19	5.84	5.53	5.26	5.01	4.78	4.57	4.38	4.20	4.04							
51	8.94	8.25	7.66	7.15	6.70	6.31	5.96	5.64	5.36	5.11	4.87	4.66	4.47	4.28	4.12							
26 o 52	9.12	8.41	7.81	7.29	6.83	6.43	6.07	5.75	5.47	5.21	4.97	4.75	4.56	4.37	4.20							
53	9.29	8.58	7.96	7.43	6.96	6.56	6.19	5.86	5.57	5.31	5.06	4.84	4.62	4.45	4.28							
27 o 54	9.47	8.74	8.11	7.57	7.10	6.68	6.31	5.97	5.68	5.41	5.16	4.94	4.73	4.54	4.36							
55	9.64	8.90	8.26	7.71	7.23	6.80	6.42	6.08	5.78	5.51	5.25	5.03	4.82	4.62	4.45							
28 o 56	9.82	9.06	8.41	7.85	7.36	6.93	6.54	6.19	5.89	5.61	5.35	5.12	4.91	4.70	4.53							

With 690 mm. diameter wheels

Number of teeth on chainring	Number of teeth on freewheel sprocket																					
	6	7	8	9	10	11	12	13	14	15	16	17	18	19	20	21	22	23	24	25	26	
	12	13	14	15	16	17	18	19	20	21	22	23	24	25	26	27	28	29	30	31	32	33
20 o 40	7.22	6.67	6.19	5.78	5.41	5.09	4.81	4.56	4.33	4.12	3.94	3.76	3.61	3.46	3.33							
41	7.40	6.83	6.34	5.92	5.55	5.22	4.93	4.67	4.44	4.23	4.03	3.86	3.70	3.55	3.41							
21 o 42	7.58	7.00	6.50	6.07	5.68	5.35	5.05	4.79	4.54	4.33	4.13	3.95	3.79	3.64	3.49							
43	7.76	7.16	6.65	6.21	5.82	5.47	5.17	4.90	4.65	4.43	4.23	4.05	3.88	3.72	3.58							
22 o 44	7.94	7.33	6.81	6.35	5.95	5.60	5.29	5.01	4.76	4.54	4.33	4.14	3.97	3.81	3.66							
45	8.12	7.50	6.96	6.50	6.09	5.73	5.41	5.13	4.87	4.64	4.43	4.24	4.06	3.90	3.74							
23 o 46	8.31	7.67	7.12	6.64	6.22	5.86	5.53	5.24	4.98	4.74	4.53	4.33	4.15	3.98	3.83							
47	8.49	7.83	7.27	6.79	6.36	5.98	5.65	5.35	5.09	4.85	4.63	4.42	4.24	4.07	3.91							
24 o 48	8.67	8.00	7.43	6.93	6.49	6.11	5.78	5.47	5.20	4.95	4.72	4.52	4.33	4.16	3.99							
49	8.85	8.16	7.58	7.08	6.63	6.24	5.90	5.58	5.30	5.05	4.82	4.61	4.42	4.24	4.08							
25 o 50	9.03	8.33	7.74	7.22	6.76	6.37	6.02	5.70	5.41	5.16	4.92	4.71	4.51	4.33	4.16							
51	9.21	8.50	7.89	7.37	6.90	6.50	6.14	5.81	5.52	5.26	5.02	4.80	4.60	4.42	4.24							
26 o 52	9.39	8.66	8.05	7.51	7.03	6.62	6.26	5.92	5.63	5.36	5.12	4.89	4.69	4.50	4.33							
53	9.57	8.83	8.20	7.65	7.17	6.75	6.38	6.04	5.74	5.47	5.22	4.98	4.78	4.59	4.41							
27 o 54	9.75	9.00	8.35	7.80	7.30	6.88	6.50	6.15	5.85	5.57	5.31	5.08	4.87	4.68	4.49							
55	9.93	9.16	8.51	7.94	7.44	7.00	6.62	6.27	5.95	5.67	5.41	5.18	4.96	4.76	4.58							
28 o 56	10.11	9.33	8.66	8.09	7.57	7.13	6.74	6.38	6.06	5.77	5.51	5.27	5.05	4.85	4.66							

With 680 mm. diameter wheels

Number of teeth on chainring	Number of teeth on freewheel sprocket																					
	6	7	8	9	10	11	12	13	14	15	16	17	18	19	20	21	22	23	24	25	26	
	12	13	14	15	16	17	18	19	20	21	22	23	24	25	26	27	28	29	30	31	32	33
20 o 40	7.12	6.57	6.10	5.69	5.34	5.02	4.74	4.50	4.27	4.07	3.88	3.71	3.56	3.42	3.28							
41	7.30	6.73	6.25	5.84	5.47	5.15	4.86	4.60	4.37	4.17	3.98	3.80	3.64	3.50	3.36							
21 o 42	7.47	6.90	6.40	5.98	5.60	5.27	4.98	4.72	4.48	4.27	4.07	3.90	3.73	3.58	3.45							
43	7.65	7.06	6.56	6.12	5.74	5.40	5.10	4.83	4.59	4.37	4.17	3.99	3.82	3.67	3.53							
22 o 44	7.83	7.23	6.71	6.26	5.87	5.52	5.22	4.94	4.70	4.47	4.27	4.08	3.91	3.76	3.61							
45	8.01	7.39	6.86	6.40	6.00	5.65	5.34	5.05	4.80	4.57	4.37	4.18	4.00	3.84	3.69							
23 o 46	8.18	7.55	7.01	6.55	6.14	5.78	5.45	5.17	4.91	4.67	4.46	4.27	4.09	3.93	3.78							
47	8.36	7.72	7.17	6.69	6.27	5.90	5.57	5.28	5.02	4.78	4.56	4.36	4.18	4.01	3.86							
24 o 48	8.54	7.88	7.32	6.83	6.40	6.03	5.69	5.39	5.12	4.88	4.66	4.45	4.27	4.10	3.94							
49	8.72	8.05	7.47	6.97	6.54	6.15	5.81	5.50	5.23	4.98	4.75	4.55	4.36	4.18	4.02							
25 o 50	8.90	8.21	7.63	7.12	6.67	6.28	5.93	5.62	5.34	5.08	4.85	4.65	4.45	4.27	4.10							
51	9.07	8.38	7.78	7.26	6.81	6.40	6.05	5.73	5.44	5.18	4.95	4.73	4.54	4.35	4.19							
26 o 52	9.25	8.54	7.93	7.40	6.94	6.53	6.17	5.84	5.55	5.29	5.04	4.83	4.62	4.44	4.27							
53	9.43	8.70	8.08	7.54	7.07	6.66	6.29	5.95	5.66	5.39	5.14	4.92	4.71	4.52	4.35							
27 o 54	9.61	8.87	8.23	7.69	7.20	6.78	6.40	6.07	5.76	5.49	5.24	5.01	4.80	4.61	4.43							
55	9.79	9.03	8.36	7.81	7.31	6.87	6.49	6.16	5.83	5.59	5.33	5.10	4.89	4.69	4.51							
28 o 56	9.97	9.20	8.54	7.97	7.47	7.03	6.64	6.29	5.98	5.69	5.43	5.20	4.98	4.78	4.60							

GEAR TABLE 27" WHEELS																						
Number of teeth on chainring	Number of teeth on freewheel sprocket																					
	6	7	8	9	10	11	12	13	14	15	16	17	18	19	20	21	22	23	24	25	26	
	12	13	14	15	16	17	18	19	20	21	22	23	24	25	26	27	28	29	30	31	32	33
20 o 40	81.0	85.5	90.0	94.5	99.0	101.2	103.5	105.0	108.0	110.3	112.5	114.7	117.0	121.5								
41	74.7	78.9	83.1	87.2	91.4	93.4	95.5	97.6	99.7	101.8	103.8	105.9	108.0	112.1								
21 o 42	69.4	73.3	77.1	81.0	84.8	86.7	88.7	90.6	92.6	94.5	96.4	98.3	100.3	104.1								
43	64.8	68.4	72.0	75.6	79.2	80.9	82.8	84.6	86.4	88.2	90.0	91.8	93.6	97.2								
22 o 44	60.8	64.1	67.5	70.9	74.2	76.0	77.6	79.3	81.0	82.7	84.4	86.1	87.7	91.1								
45	57.2	60.3	63.5	66.7	69.9	71.5	73.0	74.6	76.2	77.8	79.4	81.0	82.6	85.7								
23 o 46	54.0	57.0	60.0	63.0	66.0	67.5	69.0	70.5	72.0	73.5	75.0	76.5	78.0	81.0								
47	51.2	54.0	56.8	59.7	62.5	64.0	65.4	66.8	68.2	69.6	71.0	72.5	73.9	76.7								
24 o 48	48.6	51.3	54.0	56.7	59.4	60.8	62.1															

